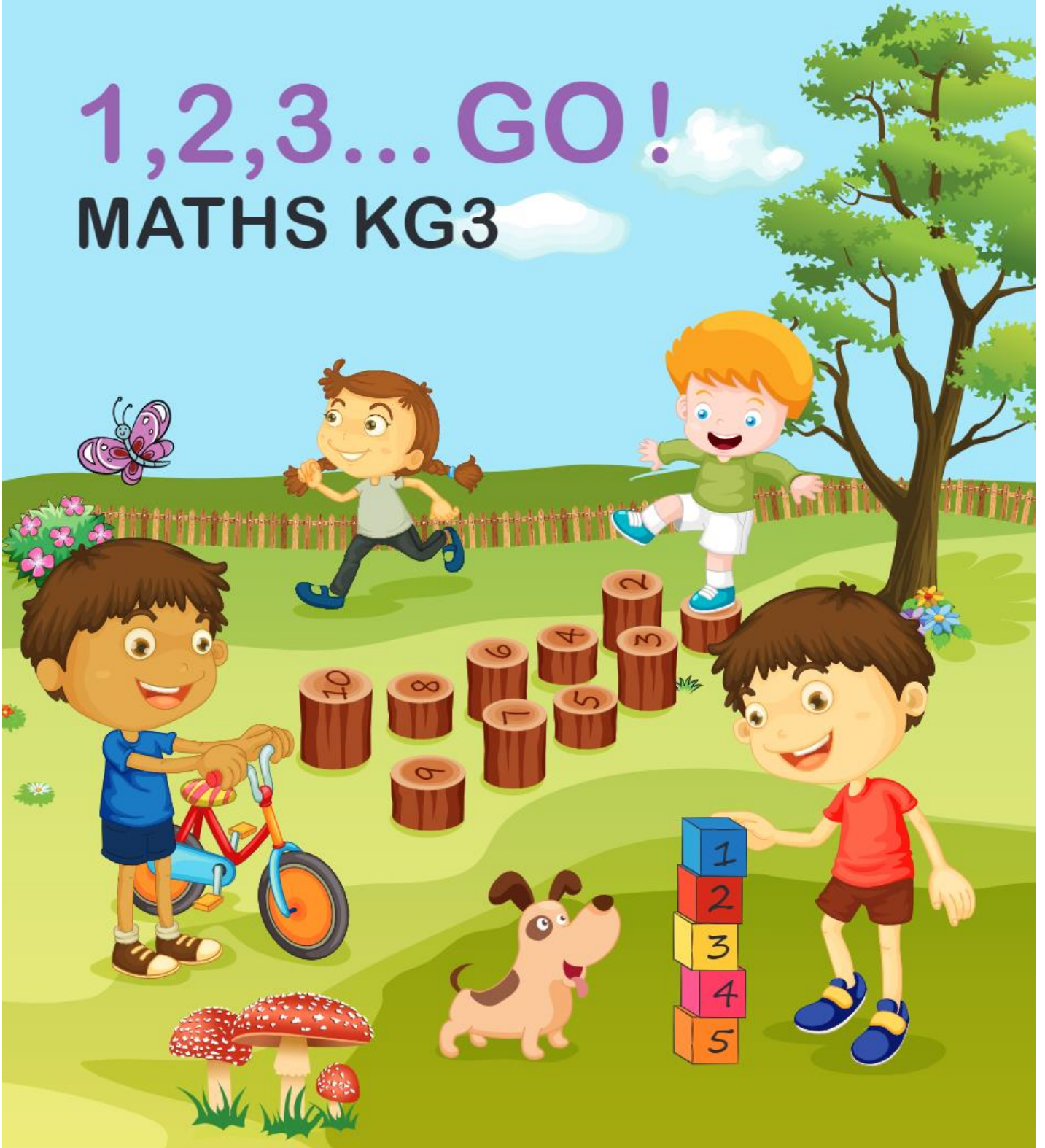




Center for Educational
Research and Development

1,2,3... GO!

MATHS KG3



Lebanese Republic

Ministry of Education and Higher Education

1,2,3... GO!

MATHS KG3

Coordinator

Noha Abi Habib

Authors

Yvonne El Feghaly

Nadine Maatouk



National Textbook

**Center for Educational
Research and Development**



Documentary Research: **Iconographic Team, CERD**
Technical Preparation: **Technical Team, CERD**
Illustrations: **Diana Younes**

© CERD 2015, Sin-EI-Fil, Lebanon, P.O. Box : 55264
All rights reserved for CERD
First Edition 2015

PREFACE

CERD is launching the “KG3 Educational Kit” in three languages Arabic, English and French. This kit includes Reading Books and their related workbooks, Math Books and a File for Activities.

The materials in this kit have been specially planned abiding by the adopted approaches and perspectives of the newly designed curriculum as well as the expected end of cycle competencies. Thus preparing the child for a smooth transfer into cycle one.

They also aim to introduce the basic learning acquisitions that pave the way for reading, writing, basic mathematics, simple scientific concepts, art and psychomotoractivities. These acquisitions are implemented with active learning and learning through play techniques to keep the children motivated.

While preparing this kit, we have stressed on a holistic balanced approach for the young learners with an aim to enhance their thinking, linguistic, psychomotor, social and artistic skills in addition to their imagination and sense of creativity. All of these situations and experiences are related to the child’s immediate environment.

As these educational materials and documents are now available to the KG teachers, we hope they will benefit from them in order to plan effectively to promote the young learners into elementary school and at the same time meet theirrespective needs for knowledge, discovery and curiosity. Accordingly, they are led to find answers to their queries, acquire new skills that enhance their self-confidence and shape their personalities.

Finally, we hope to transfer the teaching learning process in KG3 into a comfortable environment that addresses the young learners’ basic needs and their respective rights. The Lebanese children deserve our full attention, care and respect for their rights, especially those that are related to education, and culture.

Acting President of CERD

Dr. Nada OWEIJANE



INTRODUCTION

This Maths book is intended for children learning the program of the third year of kindergarten.

The authors have taken into consideration the fact that children enrolling in school at the age of five might not have had previous formal educational experience. The smooth progression in the objectives and lessons allows them and other children who studied the programs of KG1 and KG2, to adapt their skills and progress adequately.

The book is based on the newly developed curricula and offers children ample opportunities to develop their logical and spatial intelligences while dealing with real-life situations.

Throughout the activities suggested, we have tried to adhere to the following principles:

- Respecting the child's natural learning pace by following a systematic progression of resources and adopting spiral method steps wherein objectives are presented through a variety of activity types and recycled at different times of the year.
- Respecting the child's age-specific learning preferences by creating opportunities for learning through play, and by moving in every lesson from concrete tasks to semi-concrete and then to abstract ones where the child is trained to link between mathematical concepts and real life.
- Helping the child improve his learning by making connections with other domains such as sciences, languages and psychomotor development. The horizontal alignment of resources among these domains improves the child's ability to make associations and progress in his learning.

We hope that this book provides significant assistance to teachers in their daily tasks.

The authors

TABLE OF CONTENTS

Project 1



<i>Worksheets</i>	<i>Pages</i>
Shapes	10-11
Numbers (1 to 5)	12-13-14- 15-19-20- 21-22-25
More/less/as many as	16-17-18-26
Shapes and numbers	23-24
Sequencing The number just before/just after	27-28
Learning integration	29-30-31-32
Evaluating integration	33-34-35
Cut-ups for page 8	37
Cut-ups for page 30	39

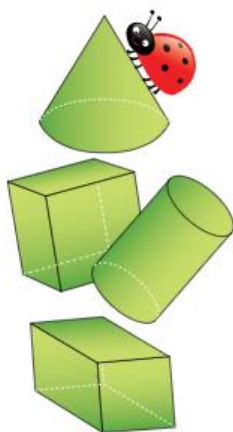
Project 2



<i>Worksheets</i>	<i>Pages</i>
Colors and sizes	42-45-61
Numbers (1 to 6)	43-44-46
Inside/outside and numbers	47
Colors and numbers (double-entry table)	48
More/less	49-60
Numbers (1 to 7)	50-51-53
Left/right	52
Sequencing First/last	54-55-56
Shapes and numbers (double-entry table)	57
Sizes, colors and numbers (double-entry table)	58
Locations (on top of/at the bottom of/under)	59
Sequencing The number just before/just after	62
Addition and subtraction	63-64-65
Learning integration	66-67
Evaluating integration	68-69-70
Cut-ups for page 43	71
Cut-ups for page 65	71

TABLE OF CONTENTS

Project 3



<i>Worksheets</i>	<i>Pages</i>
Grids	74-76
Numbers (1 to 8)	75-77-80-85
Finding differences	78
Mazes	79-83
3D shapes	81-88
Numbers (1 to 9)	82-87-91-93
Symmetry	84-86
Mosaic paving activity	89
Chronological order Days of the week/times of the day	90-92
Learning integration	94-95
Evaluating integration	96
Cut-ups for page 79	97
Cut-ups for page 87	97

Project 4



<i>Worksheets</i>	<i>Pages</i>
Numbers (1 to 10)	100-102-103-105
Short/long Short/tall	101-104
Combinations of 10	106
Ordinal numbers and chronological order	107-114-119
Grids	108
Addition and subtraction	109-110-112-115
Double-entry tables	111
Addition in double-entry tables	113-118
Using notes (paper money)	116-117
Learning integration	120
Evaluating integration	121
Cut-ups for page 99	123
Cut-ups for page 105	123
Cut-ups for page 111	123
Cut-ups for page 112	125
Cut-ups for page 117	127

MY ICONS



I cross



I look



I circle



I color



I trace the number



I group



I draw lines to match



I write the number



I write



I trace the path



I cut



I trace



I check



I paste



I read




I count



I draw

Project 1



Monday

Tuesday

Wednesday

Thursday

Friday












Saturday

Sunday

- 1
- 2
- 3
- 4
- 5
- 6
- 7
- 8
- 9
- 10
- 11
- 12
- 13
- 14
- 15
- 16
- 17
- 18
- 19
- 20
- 21
- 22
- 23
- 24
- 25
- 26
- 27
- 28
- 29
- 30
- 31



1 group similar shapes.



Monday

Tuesday

Wednesday

Thursday

Friday

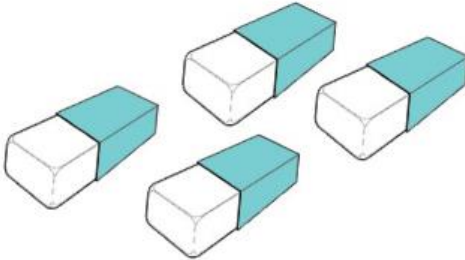
Saturday

Sunday

- 1
- 2
- 3
- 4
- 5
- 6
- 7
- 8
- 9
- 10
- 11
- 12
- 13
- 14
- 15
- 16
- 17
- 18
- 19
- 20
- 21
- 22
- 23
- 24
- 25
- 26
- 27
- 28
- 29
- 30
- 31



I count and match with the correct number.



Monday

Tuesday

Wednesday

Thursday

Friday

Saturday

Sunday

1

2

3

4

5

6

7

8

9

10

11

12

13

14

15

16

17

18

19

20

21

22

23

24

25

26

27

28

29

30

31



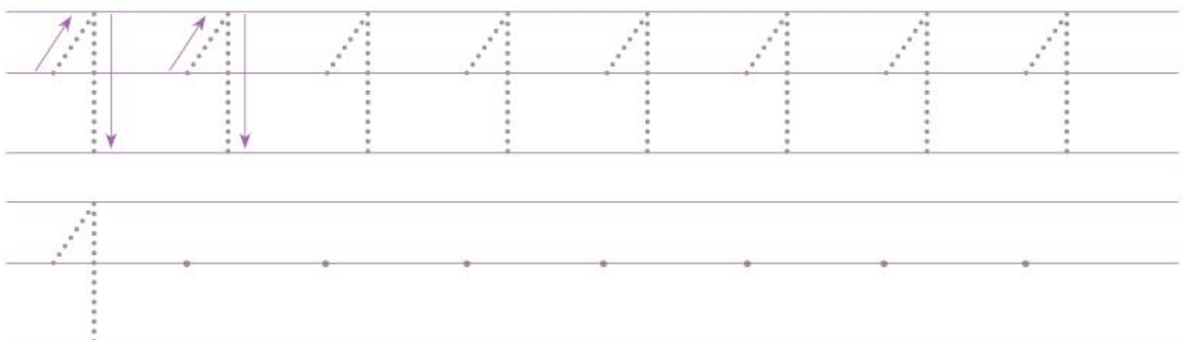
I draw 1 object.



I color the crayons that hold number 1.



I trace and write number 1.



Monday

Tuesday

Wednesday

Thursday

Friday

Saturday

Sunday

- 1
- 2
- 3
- 4
- 5
- 6
- 7
- 8
- 9
- 10
- 11
- 12
- 13
- 14
- 15
- 16
- 17
- 18
- 19
- 20
- 21
- 22
- 23
- 24
- 25
- 26
- 27
- 28
- 29
- 30
- 31



I circle the given number of leaves.

4	
3	
5	
2	
1	

Monday

Tuesday

Wednesday

Thursday


Friday

Saturday

Sunday

- 1
- 2
- 3
- 4
- 5
- 6
- 7
- 8
- 9
- 10
- 11
- 12
- 13
- 14
- 15
- 16
- 17
- 18
- 19
- 20
- 21
- 22
- 23
- 24
- 25
- 26
- 27
- 28
- 29
- 30
- 31



I draw 2 objects. 



I color the books that hold number 2.



I trace and write number 2.

Tracing practice lines for the number 2. The first row contains seven dotted '2's with arrows indicating stroke direction. The second row contains one dotted '2' followed by six dots, indicating where to start writing the number.

Monday

Tuesday

Wednesday

Thursday

Friday


Saturday

Sunday

- 1
- 2
- 3
- 4
- 5
- 6
- 7
- 8
- 9
- 10
- 11
- 12
- 13
- 14
- 15
- 16
- 17
- 18
- 19
- 20
- 21
- 22
- 23
- 24
- 25
- 26
- 27
- 28
- 29
- 30
- 31



I color the bag that contains more fruits in each drawing.



Monday

Tuesday

Wednesday

Thursday

Friday

Saturday

Sunday

1

2

3

4

5

6

7

8

9

10

11

12

13

14

15

16

17

18

19

20

21

22

23

24

25

26

27

28

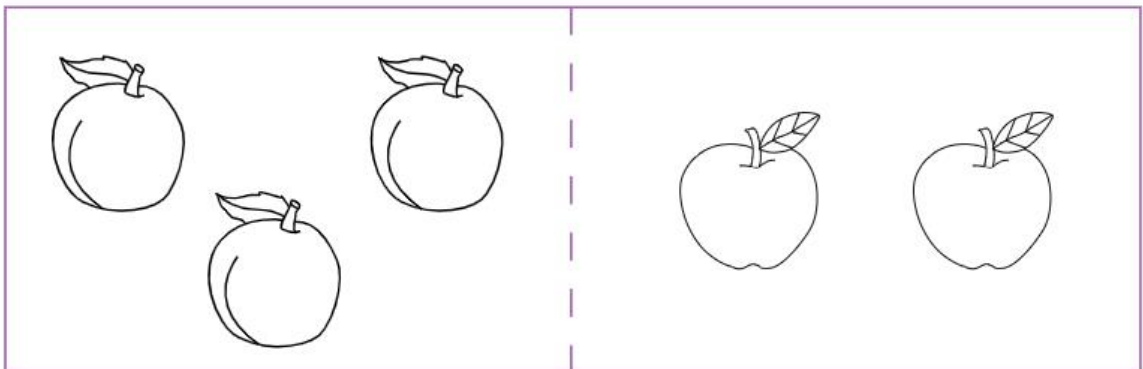
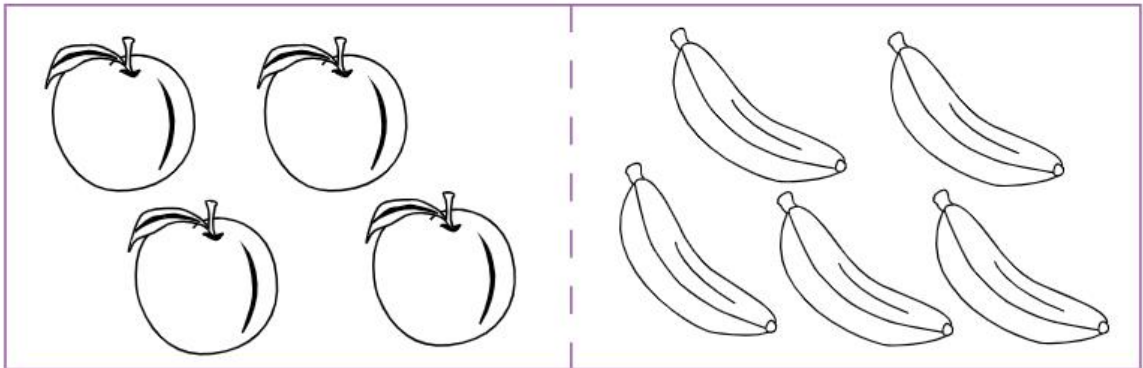

29

30

31



I color the group of fruits that has less in each set.



Monday

Tuesday

Wednesday

Thursday

Friday

Saturday

Sunday

- 1
- 2
- 3
- 4
- 5
- 6
- 7
- 8
- 9
- 10
- 11
- 12
- 13
- 14
- 15
- 16
- 17
- 18
- 19
- 20
- 21
- 22
- 23
- 24
- 25
- 26
- 27
- 28
- 29
- 30
- 31



I cross the box that has as many books as children.

Monday

Tuesday

Wednesday

Thursday

Friday

Saturday

Sunday

1

2

3

4

5

6

7

8

9

10

11

12

13

14

15

16

17

18

19

20

21

22

23

24

25

26

27

28

29

30

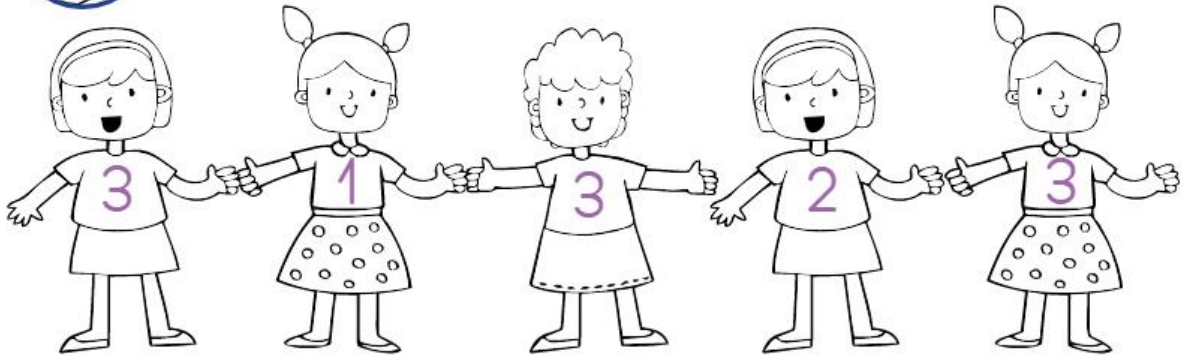
31



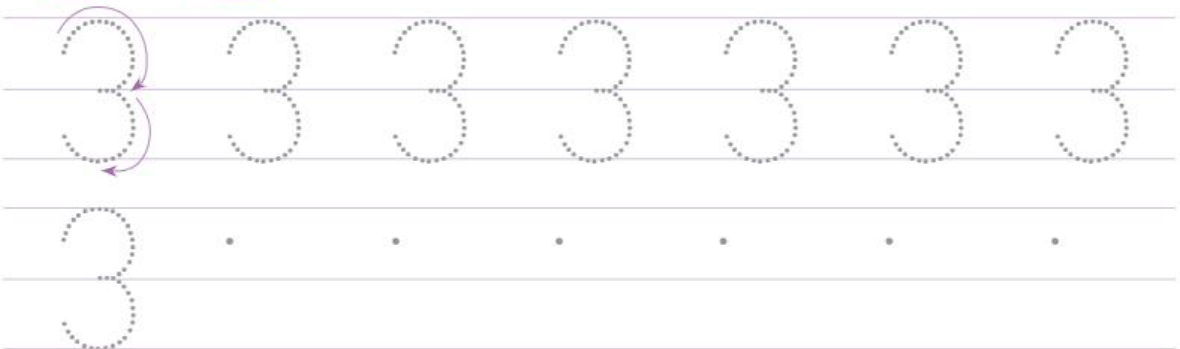
I draw 3 objects.



I color the girls that hold number 3.



I trace and write number 3.



Monday

Tuesday

Wednesday

Thursday

Friday

Saturday

Sunday

- 1
- 2
- 3
- 4
- 5
- 6
- 7
- 8
- 9
- 10
- 11
- 12
- 13
- 14
- 15
- 16
- 17
- 18
- 19
- 20
- 21
- 22
- 23
- 24
- 25
- 26
- 27
- 28
- 29
- 30
- 31



I make groups of fish according to the given number.

2		3	
5		4	
3		1	

Monday

Tuesday

Wednesday

Thursday

Friday

Saturday

Sunday

1

2

3

4

5

6

7

8

9

10

11

12

13

14

15

16

17

18

19

20

21

22

23

24

25

26

27

28

29

30

31



I write the suitable number.



I write from 1 to 3.

Monday

Tuesday

Wednesday

Thursday

Friday

Saturday

Sunday


1
2
3
4
5
6
7
8
9
10
11
12
13
14
15
16
17
18
19
20
21
22
23
24
25
26
27
28
29
30
31



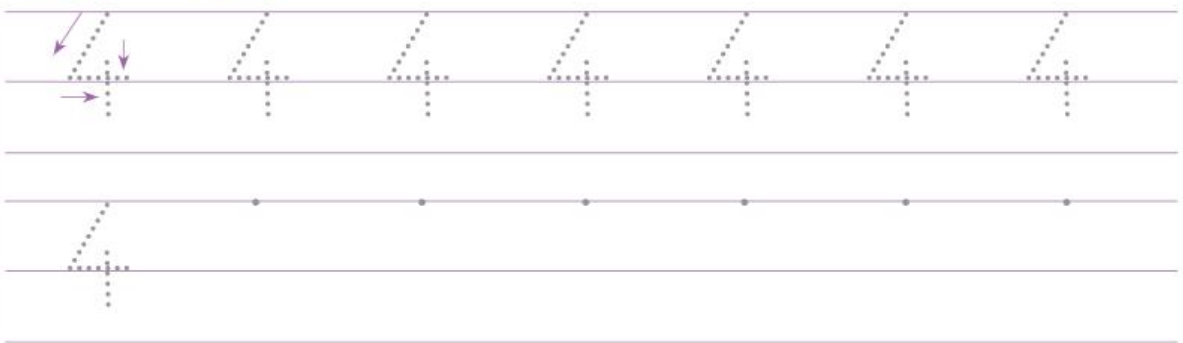
I draw 4 objects.



I color the wagons that hold number 4.



I trace and write number 4.



Monday

Tuesday

Wednesday

Thursday

Friday

Saturday

Sunday

1

2

3

4

5

6

7

8

9

10

11

12

13

14

15

16

17

18

19

20

21

22

23

24

25

26

27

28



29

30

31



I count the shapes and write the suitable number.











I write from 1 to 4.

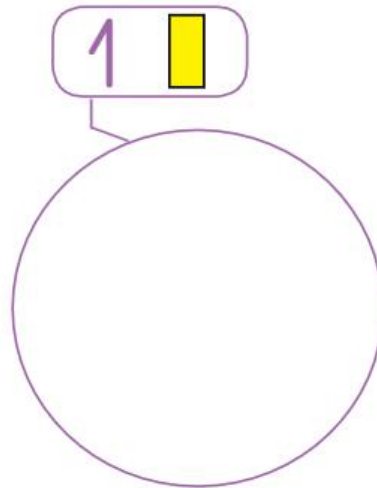
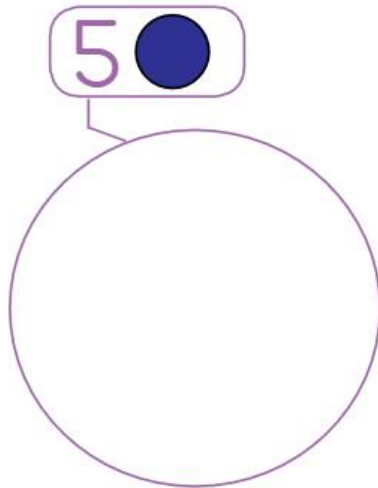
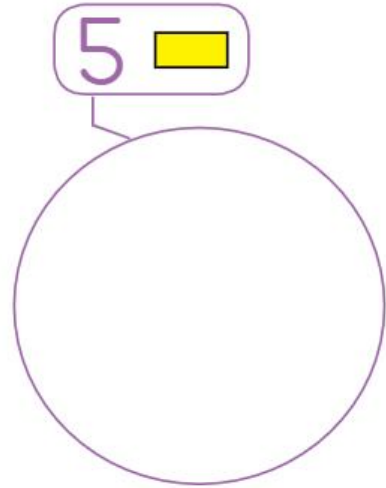
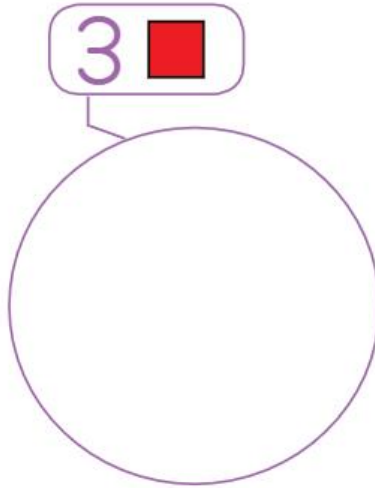
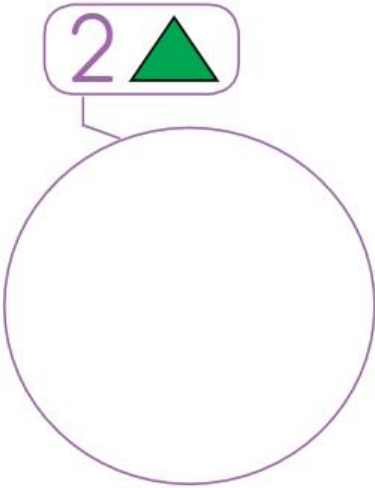


Monday Tuesday Wednesday Thursday Friday Saturday Sunday

- 1
- 2
- 3
- 4
- 5
- 6
- 7
- 8
- 9
- 10
- 11
- 12
- 13
- 14
- 15
- 16
- 17
- 18
- 19
- 20
- 21
- 22
- 23
- 24
- 25
- 26
- 27
- 28
- 29
- 30
- 31



I draw as shown on the tag.



Monday

Tuesday

Wednesday

Thursday

Friday

Saturday

Sunday

1

2

3

4

5

6

7

8

9

10

11

12

13

14

15

16

17

18

19

20

21

22

23

24

25

26

27

28

29

30

31



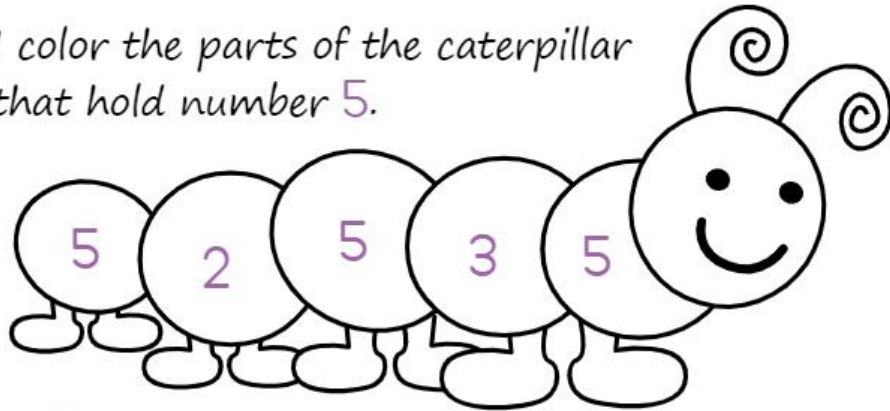
I draw as many objects as the fingers of the hand.



Large empty rectangular box for drawing five objects.



I color the parts of the caterpillar that hold number 5.



I trace and write number 5.

Handwriting practice lines. The first row shows a dotted number 5 with arrows indicating stroke direction (horizontal left-to-right, then vertical down, then a curved bottom). The second row contains six dotted number 5s for tracing. The third row contains six dots on a line for independent writing.

Monday

Tuesday

Wednesday

Thursday

Friday

Saturday

Sunday

1

2

3

4

5

6

7

8

9

10

11

12

13

14

15

16

17

18

19

20

21

22

23

24

25

26

27

28

29

30

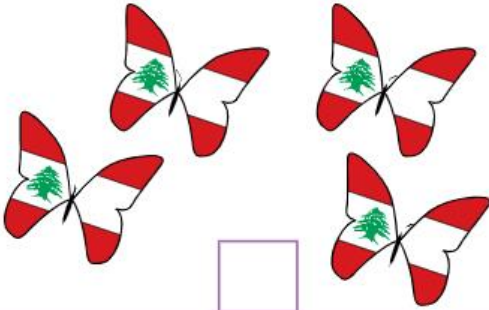
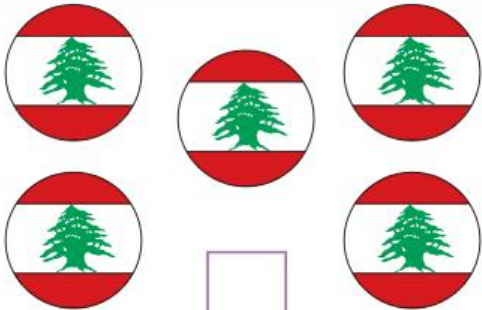
31

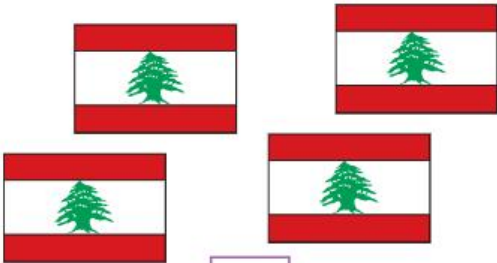





I write the number of elements in each group.



I circle the group that has more elements in each box.

 <input type="text"/>	 <input type="text"/>
--	---

 <input type="text"/>	 <input type="text"/>
---	--

 <input type="text"/>	 <input type="text"/>
---	--

Monday

Tuesday

Wednesday

Thursday

Friday

Saturday

Sunday

1

2

3

4

5

6

7

8

9

10

11

12

13

14

15

16

17

18

19

20

21

22

23

24

25

26

27

28


29

30

31



I write the numbers that come just before and just after the given number.



Monday

Tuesday

Wednesday

Thursday

Friday

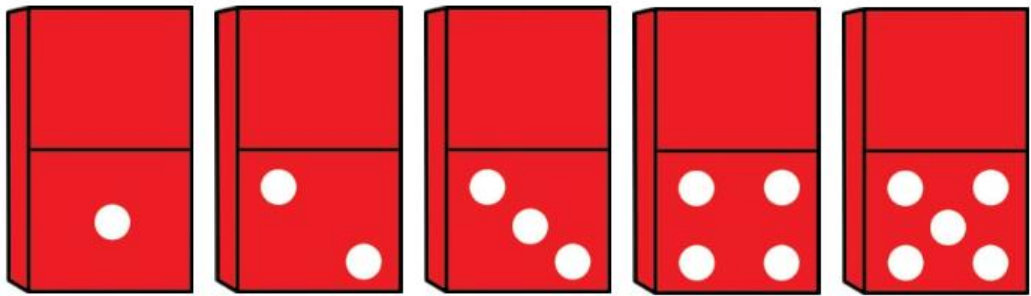
Saturday

Sunday

- 1
- 2
- 3
- 4
- 5
- 6
- 7
- 8
- 9
- 10
- 11
- 12
- 13
- 14
- 15
- 16
- 17
- 18
- 19
- 20
- 21
- 22
- 23
- 24
- 25
- 26
- 27
- 28
- 29
- 30
- 31



I cross the incorrect sequence.







I write from 1 to 5.

Monday

Tuesday

Wednesday

Thursday

Friday

Saturday

Sunday

1

2

3

4

5

6

7

8

9

10

11

12

13

14

15

16

17

18

19

20

21

22

23

24

25

26

27

28




29

30

31



1 - Write the correct number under the box that has the least fruits in each set.



Monday

Tuesday

Wednesday

Thursday

Friday

Saturday

Sunday

1

2

3

4

5

6

7

8

9

10

11

12

13

14

15

16

17

18

19

20

21

22

23

24

25

26

27

28


29

30

31



2- Circle the basket that has the most identical number of fruits.



Monday

Tuesday

Wednesday

Thursday

Friday

Saturday

Sunday

1

2

3

4

5

6

7

8

9

10

11

12

13

14

15

16

17

18

19

20

21

22

23

24

25

26

27

28


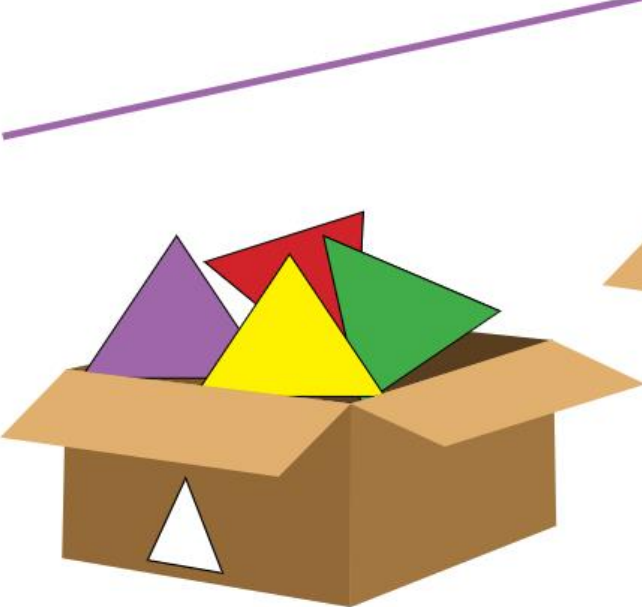

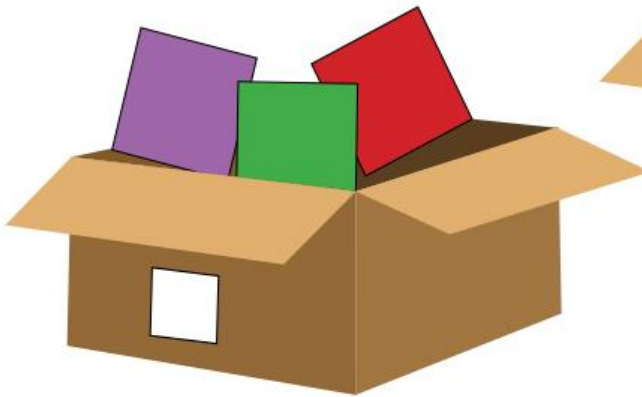
29

30

31



1 - Write the correct number on the box that has the least forms.



Monday

Tuesday

Wednesday

Thursday

Friday

Saturday

Sunday

- 1
- 2
- 3
- 4
- 5
- 6
- 7
- 8
- 9
- 10
- 11
- 12
- 13
- 14
- 15
- 16
- 17
- 18
- 19
- 20
- 21
- 22
- 23
- 24
- 25
- 26
- 27
- 28
- 29
- 30
- 31



2- Paste the shapes in the boxes according to the given numbers.



Monday

Tuesday

Wednesday

Thursday

Friday

Saturday

Sunday

1

2

3

4

5

6

7

8

9

10

11

12

13

14

15

16

17

18

19

20

21

22

23

24

25

26

27

28

29

30

31



1 - Color the drawing that has the most squares.

3

Monday

Tuesday

Wednesday

Thursday

Friday

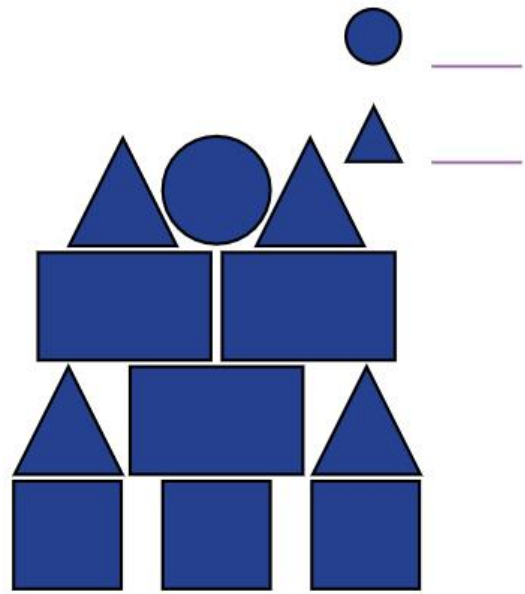
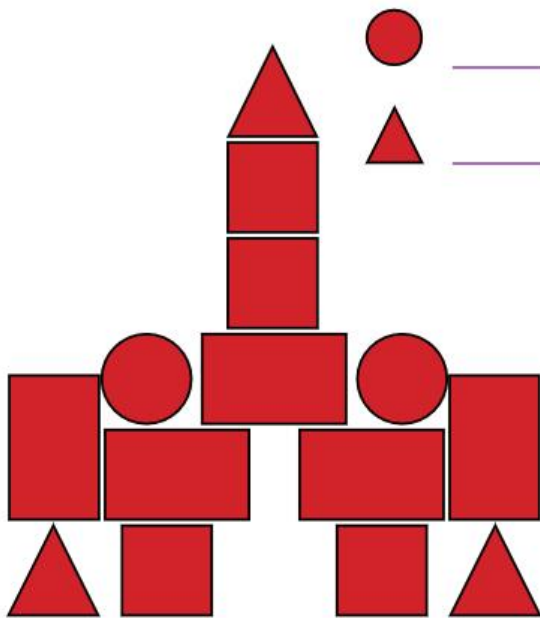
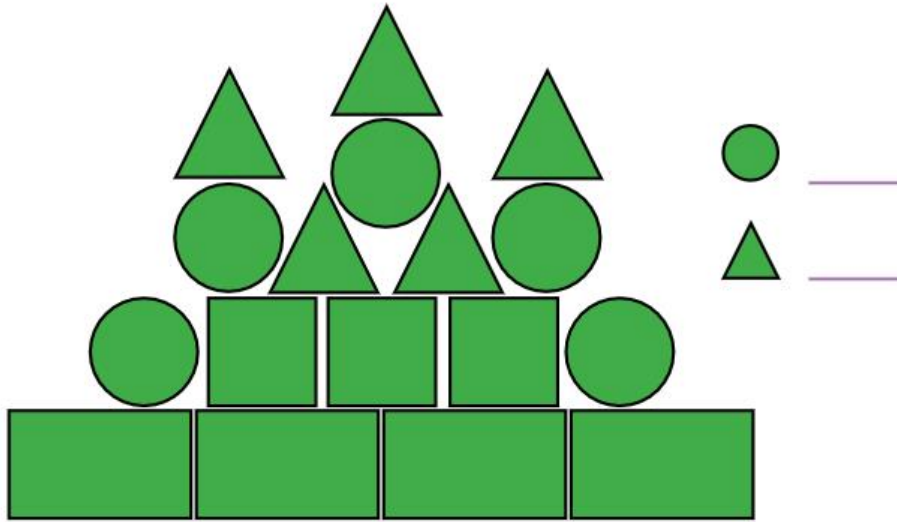
Saturday

Sunday

- 1
- 2
- 3
- 4
- 5
- 6
- 7
- 8
- 9
- 10
- 11
- 12
- 13
- 14
- 15
- 16
- 17
- 18
- 19
- 20
- 21
- 22
- 23
- 24
- 25
- 26
- 27
- 28
- 29
- 30
- 31



2- Cross the drawing that has as many triangles as circles.



Monday

Tuesday

Wednesday

Thursday

Friday

Saturday

Sunday

1

2

3

4

5

6

7

8

9

10

11

12

13

14

15

16

17

18

19

20

21

22

23

24

25

26

27

28

29

30

31



3 - Draw, based on the tags, as many forms as there are in the columns of every set.




--	--	--	--





--	--	--	--




--	--	--	--











Project 2



Monday

Tuesday

Wednesday

Thursday

Friday



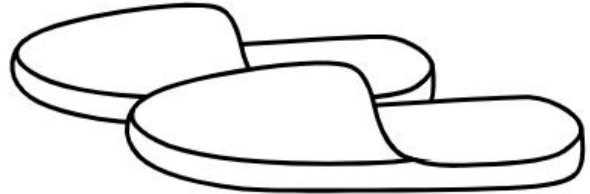
Saturday

Sunday



I color the small objects in red, the medium objects in blue, and the large objects in yellow.

- 1
- 2
- 3
- 4
- 5
- 6
- 7
- 8
- 9
- 10
- 11
- 12
- 13
- 14
- 15
- 16
- 17
- 18
- 19
- 20
- 21
- 22
- 23
- 24
- 25
- 26
- 27
- 28
- 29
- 30
- 31



Monday

Tuesday

Wednesday

Thursday

Friday

Saturday

Sunday

1
2
3
4



I color the groups that make six.

5
6
7
8
9

10
11
12
13

14
15
16
17
18
19
20
21
22

23
24
25
26
27
28
29
30
31

Monday

Tuesday

Wednesday

Thursday

Friday

Saturday

Sunday


- 1
- 2
- 3
- 4
- 5
- 6
- 7
- 8
- 9
- 10
- 11
- 12
- 13
- 14
- 15
- 16
- 17
- 18
- 19
- 20
- 21
- 22
- 23
- 24
- 25
- 26
- 27
- 28
- 29
- 30
- 31




I draw ladybugs to show the number.



I color the hats that hold number 6.



I trace and write number 6.



Monday

Tuesday

Wednesday

Thursday

Friday


Saturday

Sunday

- 1
- 2
- 3
- 4
- 5
- 6
- 7
- 8
- 9
- 10
- 11
- 12
- 13
- 14
- 15
- 16
- 17
- 18
- 19
- 20
- 21
- 22
- 23
- 24
- 25
- 26
- 27
- 28
- 29
- 30
- 31

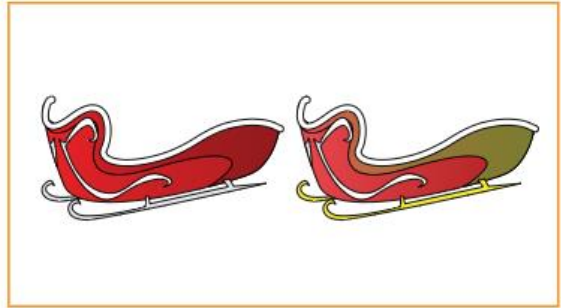



I count and write the number.













Monday

Tuesday

Wednesday

Thursday

Friday

Saturday

Sunday

1

2

3

4

5

6

7

8

9

10

11

12

13

14

15

16

17

18

19

20

21

22

23

24

25

26

27

28


29

30

31



I look at the pictures and count the persons.



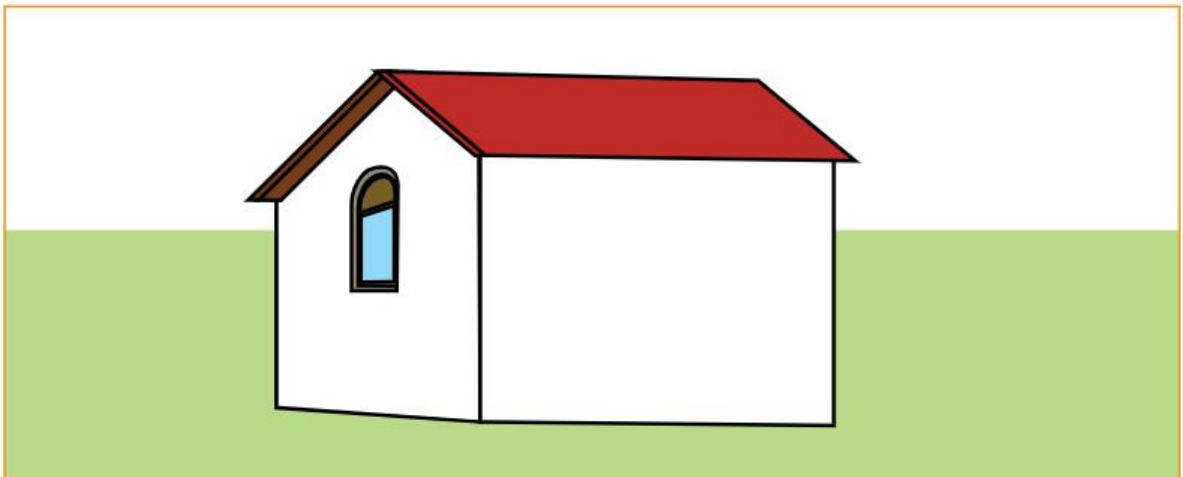
How many persons are inside?

How many persons are outside?



I draw 2 children inside the house.

I draw 4 balls outside the house.



Monday

Tuesday

Wednesday

Thursday

Friday

Saturday

Sunday

- 1
- 2
- 3
- 4
- 5
- 6
- 7
- 8
- 9
- 10
- 11
- 12
- 13
- 14
- 15
- 16
- 17
- 18
- 19
- 20
- 21
- 22
- 23
- 24
- 25
- 26
- 27
- 28
- 29
- 30
- 31



I cross to match each object with its appropriate color and number.

2


5

6

4

3

5



Monday

Tuesday

Wednesday

Thursday

Friday



Saturday

Sunday

- 1
- 2
- 3
- 4
- 5
- 6
- 7
- 8
- 9
- 10
- 11
- 12
- 13
- 14
- 15
- 16
- 17
- 18
- 19
- 20
- 21
- 22
- 23
- 24
- 25
- 26
- 27
- 28
- 29
- 30
- 31



I circle the box that has less in each set.



Monday

Tuesday

Wednesday

Thursday

Friday

Saturday

Sunday

1

2

3

4

5

6

7

8

9

10

11

12

13

14

15

16

17

18

19

20

21

22

23

24

25

26

27

28

29

30

31



I draw footballs to show the number.



I color the gifts that hold number 7.



I trace and write.



Monday

Tuesday

Wednesday

Thursday

Friday

Saturday

Sunday

1

2

3

4

5

6

7

8

9

10

11

12

13

14

15

16

17

18

19

20

21

22

23

24

25

26

27

28



29

30

31



I count and write the number.



Monday

Tuesday

Wednesday

Thursday

Friday


Saturday

Sunday


- 1
- 2
- 3
- 4
- 5
- 6
- 7
- 8
- 9
- 10
- 11
- 12
- 13
- 14
- 15
- 16
- 17
- 18
- 19
- 20
- 21
- 22
- 23
- 24
- 25
- 26
- 27
- 28
- 29
- 30
- 31



I circle the animal that is on the right. R
 I cross the animal that is on the left. L



I color in blue the animals facing the right. R
 I color in red the animals facing the left. L



Monday

Tuesday

Wednesday

Thursday

Friday

Saturday

Sunday

- 1
- 2
- 3
- 4
- 5
- 6
- 7
- 8
- 9
- 10
- 11
- 12
- 13
- 14
- 15
- 16
- 17
- 18
- 19
- 20
- 21
- 22
- 23
- 24
- 25
- 26
- 27
- 28
- 29
- 30
- 31



I write the missing numbers and draw the missing snowmen.

		2
		5
		1
		3

Monday

Tuesday

Wednesday

Thursday

Friday

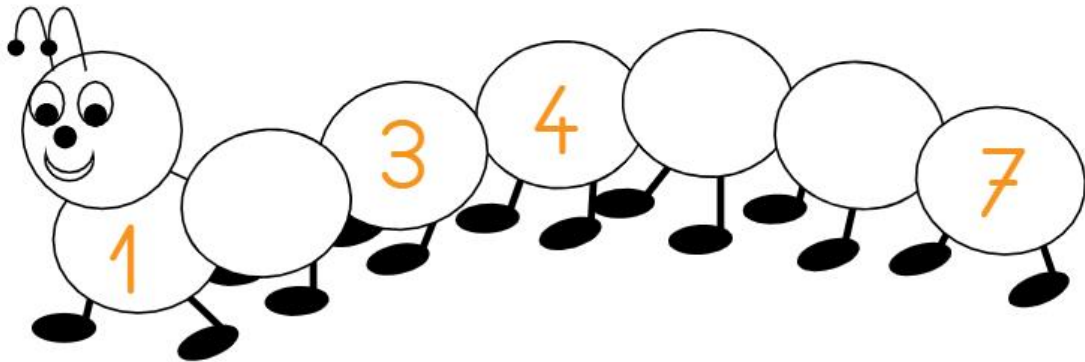
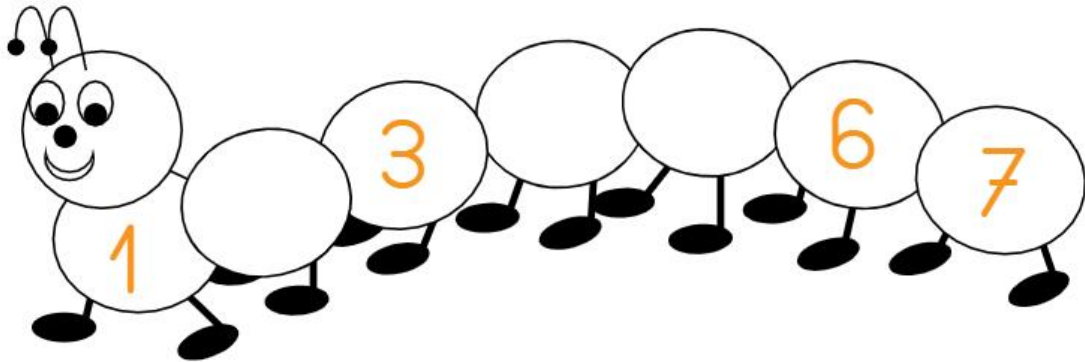
Saturday

Sunday

- 1
- 2
- 3
- 4
- 5
- 6
- 7
- 8
- 9
- 10
- 11
- 12
- 13
- 14
- 15
- 16
- 17
- 18
- 19
- 20
- 21
- 22
- 23
- 24
- 25
- 26
- 27
- 28
- 29
- 30
- 31



I write the missing numbers to complete the sequence from the least to the greatest.



I cross out the wrong sequence.

1	2	3	4	5	6	7
---	---	---	---	---	---	---

1	2	4	3	5	7	6
---	---	---	---	---	---	---

Monday

Tuesday

Wednesday

Thursday

Friday

Saturday

Sunday

1

2

3

4

5

6

7

8

9

10

11

12

13

14

15

16

17

18

19

20

21

22

23

24

25

26

27

28

29

30

31




I cross out the wrong sequence.

7	5	3	6	4	2	1
---	---	---	---	---	---	---

7	6	5	4	3	2	1
---	---	---	---	---	---	---



I write the numbers on the caterpillar from the greatest to the least.



Monday

Tuesday

Wednesday

Thursday

Friday



Saturday

Sunday

- 1
- 2
- 3
- 4
- 5
- 6
- 7
- 8
- 9
- 10
- 11
- 12
- 13
- 14
- 15
- 16
- 17
- 18
- 19
- 20
- 21
- 22
- 23
- 24
- 25
- 26
- 27
- 28
- 29
- 30
- 31



I color the **first** in yellow and the **last** in green.



Monday

Tuesday

Wednesday

Thursday

Friday

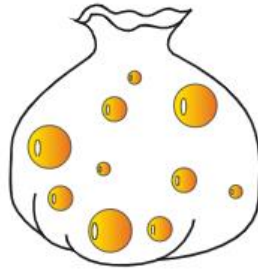

Saturday

Sunday

- 1
- 2
- 3
- 4
- 5
- 6
- 7
- 8
- 9
- 10
- 11
- 12
- 13
- 14
- 15
- 16
- 17
- 18
- 19
- 20
- 21
- 22
- 23
- 24
- 25
- 26
- 27
- 28
- 29
- 30
- 31



I fill the matrix with the numbers of beads collected in the bags.



		●	○	○
→				
→				
→				
→				

Monday

Tuesday

Wednesday

Thursday

Friday

Saturday

Sunday

1

2

3

4

5

6

7

8

9

10

11

12

13

14

15

16

17

18

19

20

21

22

23

24

25

26

27

28

29

30

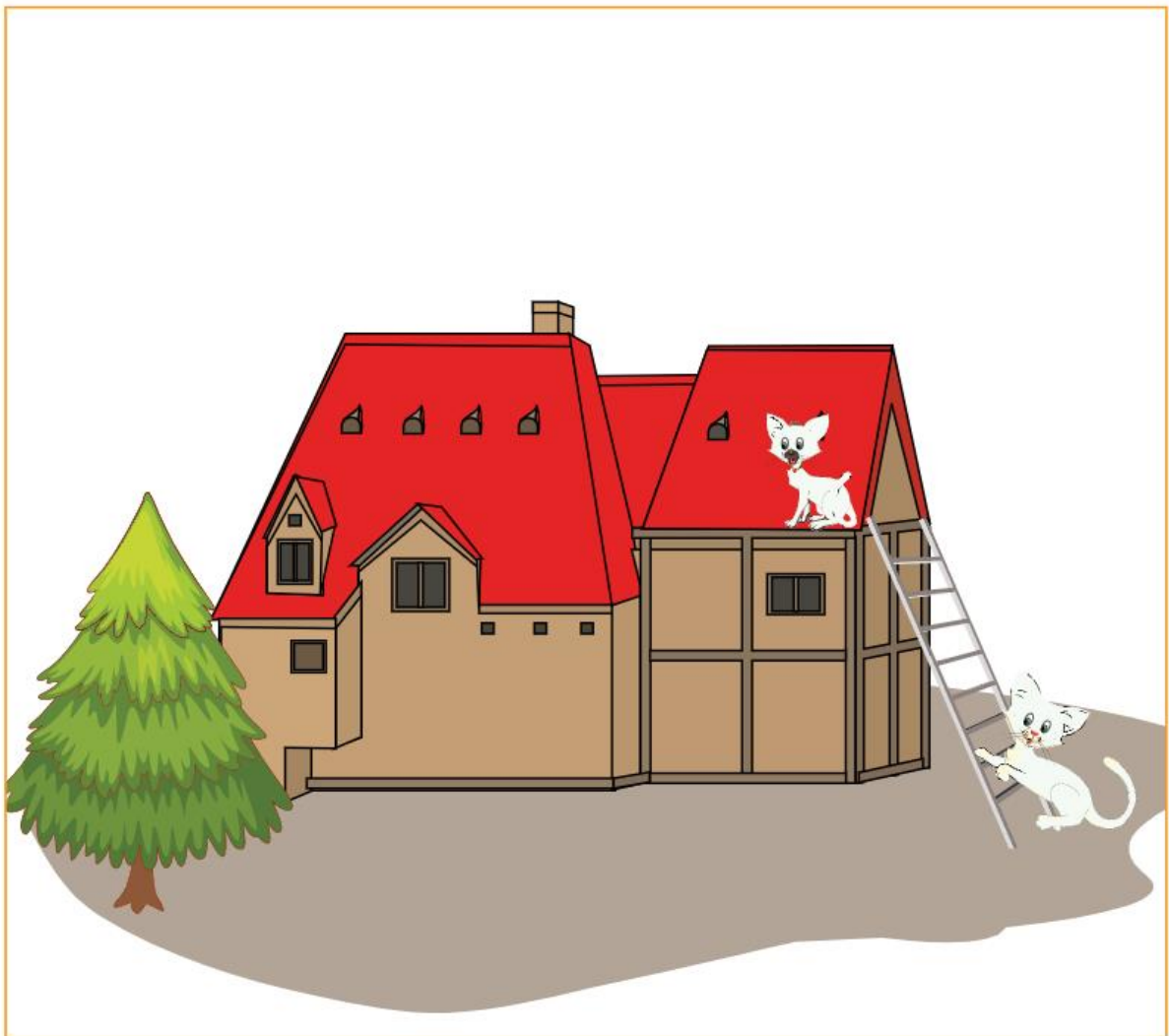
31



I draw a cloud on top of the house and a flower under the tree.



I color the cat on top of the ladder in blue and the cat on the bottom of the ladder in red.



Monday

Tuesday

Wednesday

Thursday

Friday

Saturday

Sunday

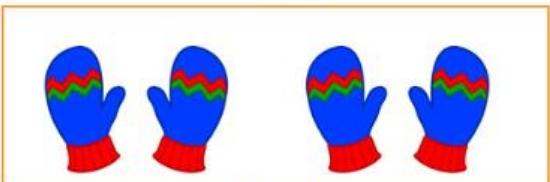

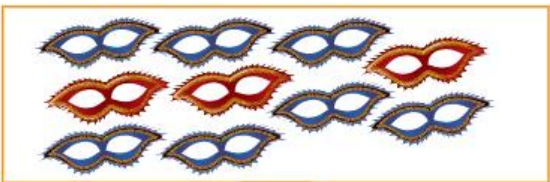
- 1
- 2
- 3
- 4
- 5
- 6
- 7
- 8
- 9
- 10
- 11
- 12
- 13
- 14
- 15
- 16
- 17
- 18
- 19
- 20
- 21
- 22
- 23
- 24
- 25
- 26
- 27
- 28
- 29
- 30
- 31



I check where I see more than 5 objects.



I check where I see less than 7.



Monday

Tuesday

Wednesday

Thursday

Friday

Saturday

Sunday

1

2

3

4

5

6

7

8

9

10

11

12

13

14

15

16

17

18

19

20

21

22

23

24

25

26

27

28

29

30

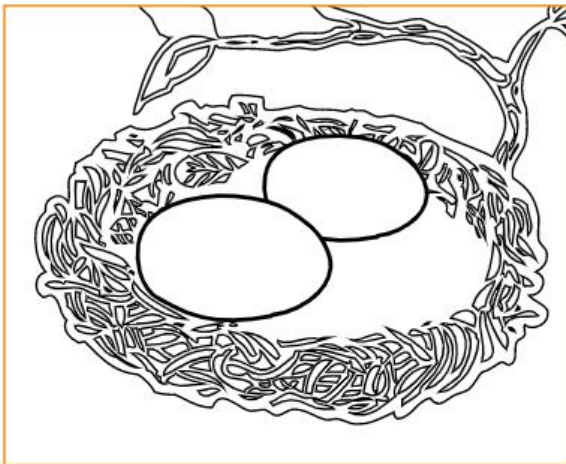
31




I draw the missing pictures.




I color the large objects in green, the medium objects in blue, and the small objects in red.




I draw a small egg in the nest.



I draw a large cloud.



I draw a large umbrella.



I draw a medium wheel.

Monday Tuesday Wednesday Thursday Friday Saturday Sunday



I write the number that comes just before.

	4
--	---

	5
--	---

	3
--	---

	6
--	---

	2
--	---

	7
--	---



I write the number that comes just after.

2	
---	--

4	
---	--

1	
---	--

6	
---	--

3	
---	--

5	
---	--

Monday

Tuesday

Wednesday

Thursday

Friday

Saturday

Sunday

1

2

3

4

5

6

7

8

9

10

11

12

13

14

15

16

17

18

19

20

21

22

23

24

25

26

27

28


29

30


31



I write the number of objects according to their colors. I count and write the total .



--	--	--



--	--	--



--	--	--



--	--	--

Monday

Tuesday

Wednesday

Thursday

Friday

Saturday

Sunday

- 1
- 2
- 3
- 4
- 5
- 6
- 7
- 8
- 9
- 10
- 11
- 12
- 13
- 14
- 15
- 16
- 17
- 18
- 19
- 20
- 21
- 22
- 23
- 24
- 25
- 26
- 27
- 28
- 29
- 30
- 31



I read the number and draw the missing objects in each set.

5	
---	--

6	
---	--

4	
---	--



I count and write the missing numbers and draw the missing items.

<div style="border: 1px solid black; display: inline-block; padding: 5px; margin-top: 10px;">3</div>	<div style="border: 1px solid black; width: 40px; height: 40px; margin: 0 auto;"></div>	<div style="border: 1px solid black; display: inline-block; padding: 5px; margin-top: 10px;">6</div>
--	---	--

<div style="border: 1px solid black; display: inline-block; padding: 5px; margin-top: 10px;">4</div>	<div style="border: 1px solid black; width: 40px; height: 40px; margin: 0 auto;"></div>	<div style="border: 1px solid black; display: inline-block; padding: 5px; margin-top: 10px;">6</div>
--	---	--

Monday

Tuesday

Wednesday

Thursday

Friday

Saturday

Sunday

1

2

3

4

5

6

7

8

9

10

11

12

13

14

15

16

17

18

19

20

21

22

23

24

25

26

27

28

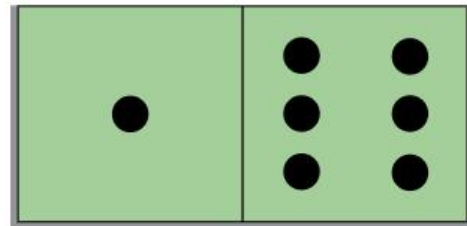
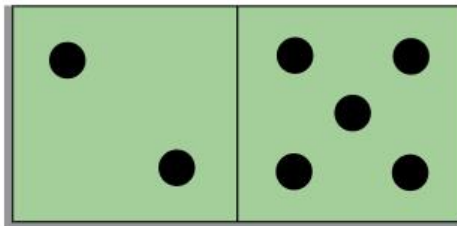
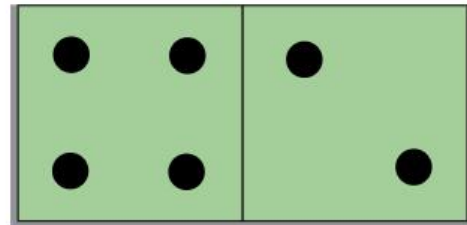
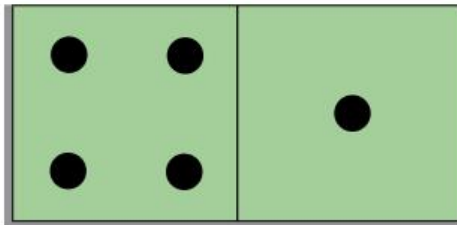
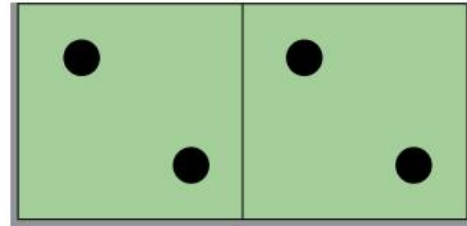
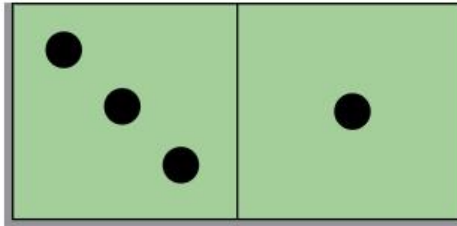
29

30

31



I count the dots on the domino in each set and write the total.



Monday

Tuesday

Wednesday

Thursday

Friday

Saturday

Sunday

1

2

3

4

5

6

7

8

9

10

11

12

13

14

15

16

17

18

19

20

21

22

23

24

25

26

27

28

29

30


31



Draw colored plates on the table according to the number of boys and girls.



Draw colored balloons outside the house according to the number of boys and girls.



Monday

Tuesday

Wednesday

Thursday

Friday

Saturday

Sunday

1

2

3

4

5

6

7

8

9

10

11

12

13

14

15

16

17

18

19

20

21

22

23

24

25

26

27

28

29

30


31



Paste 5 small red flowers on Sonia's side of the card.



Paste 7 medium blue stars on Tareck's side of the card.



Monday

Tuesday

Wednesday

Thursday

Friday

Saturday

Sunday

1

2

3

4

5

6

7

8

9

10

11

12

13

14

15

16

17

18

19

20

21

22

23

24

25

26

27

28


29

30

31



Circle the box that has more big tomatoes.



Monday

Tuesday

Wednesday

Thursday

Friday

Saturday

Sunday

1

2

3

4

5

6

7

8

9

10

11

12

13

14

15

16

17

18

19

20

21

22

23

24

25

26

27

28

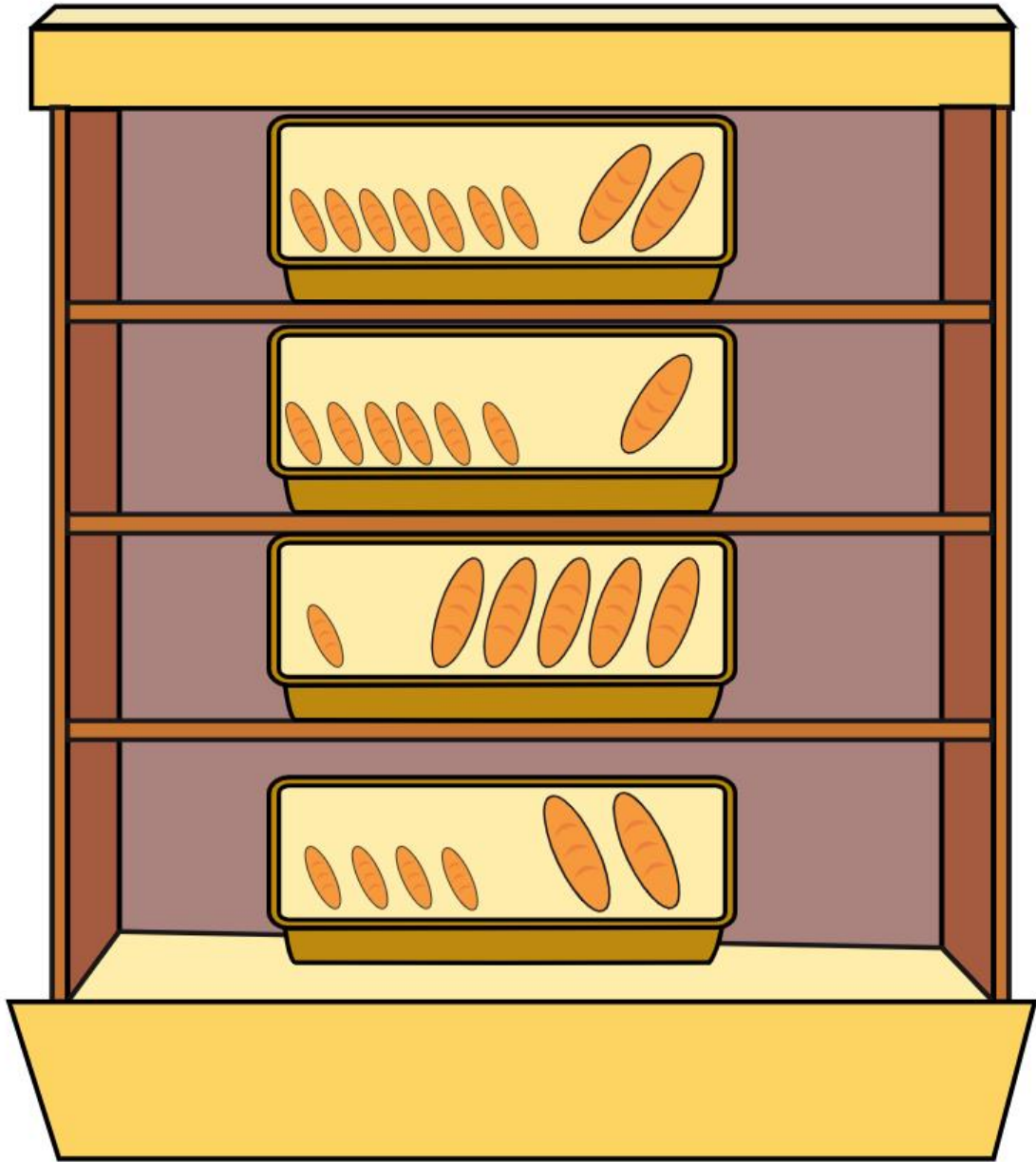
29

30

31



Cross the basket that has less than 5 small loaves of bread.



Monday

Tuesday

Wednesday

Thursday

Friday

Saturday

Sunday


- 1
- 2
- 3
- 4
- 5
- 6
- 7
- 8
- 9
- 10
- 11
- 12
- 13
- 14
- 15
- 16
- 17
- 18
- 19
- 20
- 21
- 22
- 23
- 24
- 25
- 26
- 27
- 28
- 29
- 30
- 31



Draw more than 4 big bottles of juice in the cart.




Page 65




Page 43





Project 3



Monday

Tuesday

Wednesday

Thursday

Friday

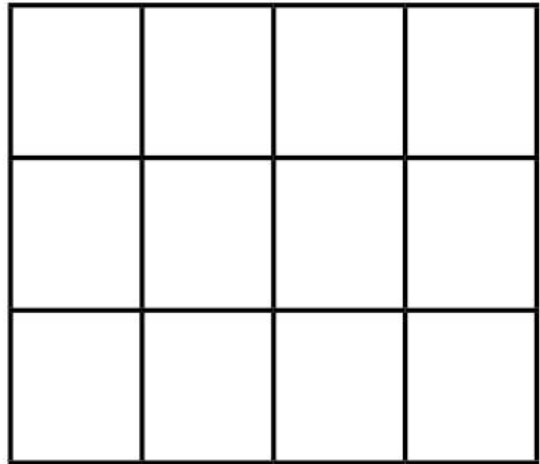

Saturday

Sunday

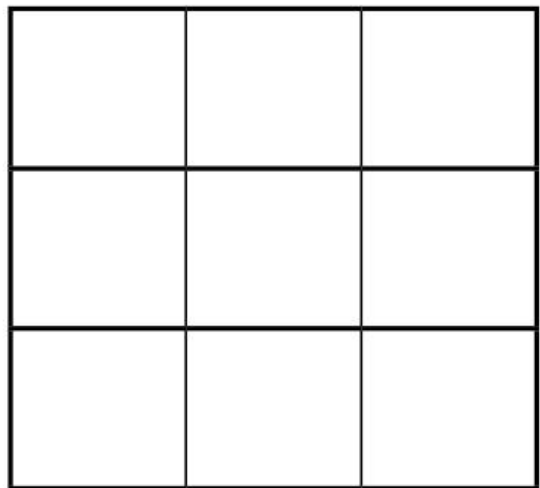

- 1
- 2
- 3
- 4
- 5
- 6
- 7
- 8
- 9
- 10
- 11
- 12
- 13
- 14
- 15
- 16
- 17
- 18
- 19
- 20
- 21
- 22
- 23
- 24
- 25
- 26
- 27
- 28
- 29
- 30
- 31



I color as in the model.



I draw the shapes in their places.



Monday

Tuesday

Wednesday

Thursday

Friday

Saturday

Sunday

1

2

3

4

5

6

7

8

9

10

11

12

13

14

15

16

17

18

19

20

21

22

23

24

25

26

27

28



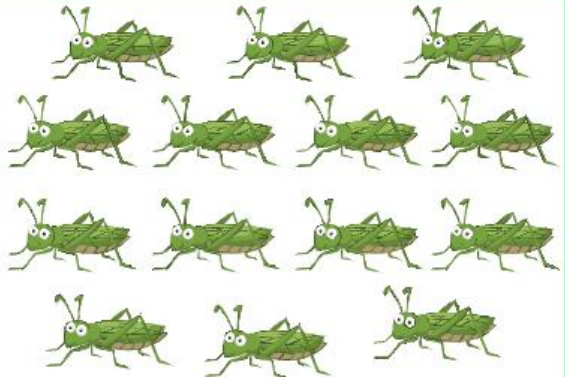
29

30

31



I make groups of 8.



Monday

Tuesday

Wednesday

Thursday

Friday

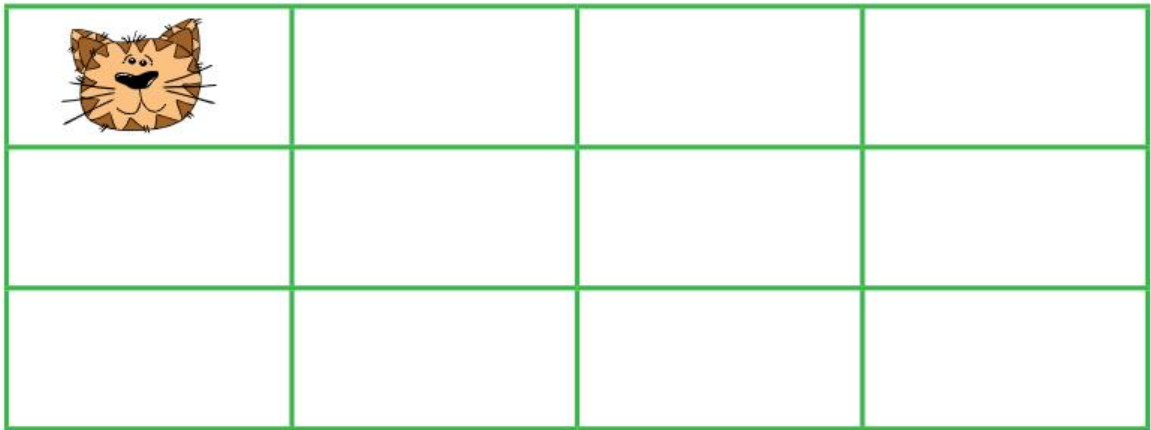
Saturday

Sunday

- 1
- 2
- 3
- 4
- 5
- 6
- 7
- 8
- 9
- 10
- 11
- 12
- 13
- 14
- 15
- 16
- 17
- 18
- 19
- 20
- 21
- 22
- 23
- 24
- 25
- 26
- 27
- 28
- 29
- 30
- 31



I trace the cat's path. I color in blue the box where it arrives.



I trace the ant's path following the indications. I circle the crumbs it eats on its way.



Monday

Tuesday

Wednesday

Thursday

Friday

Saturday

Sunday

1

2

3

4

5

6

7

8

9

10

11

12

13

14

15

16

17

18

19

20

21

22

23

24

25

26

27

28

29

30

31




I draw flowers to show the number.



I color the leaves that hold number 8.



I trace and write.



Monday

Tuesday

Wednesday

Thursday

Friday



Saturday

Sunday

- 1
- 2
- 3
- 4
- 5
- 6
- 7
- 8
- 9
- 10
- 11
- 12
- 13
- 14
- 15
- 16
- 17
- 18
- 19
- 20
- 21
- 22
- 23
- 24
- 25
- 26
- 27
- 28
- 29
- 30
- 31



I find 4 differences. I circle them in the first picture.



I circle in each row the different object. I draw what is missing in it.

Monday

Tuesday

Wednesday

Thursday

Friday


Saturday

Sunday

- 1
- 2
- 3
- 4
- 5
- 6
- 7
- 8
- 9
- 10
- 11
- 12
- 13
- 14
- 15
- 16
- 17
- 18
- 19
- 20
- 21
- 22
- 23
- 24
- 25
- 26
- 27
- 28
- 29
- 30
- 31



I help the frog find its way to the pond.



Monday

Tuesday

Wednesday

Thursday

Friday



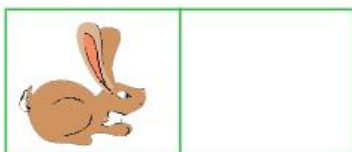

Saturday

Sunday

- 1
- 2
- 3
- 4
- 5
- 6
- 7
- 8
- 9
- 10
- 11
- 12
- 13
- 14
- 15
- 16
- 17
- 18
- 19
- 20
- 21
- 22
- 23
- 24
- 25
- 26
- 27
- 28
- 29
- 30
- 31



I count and write the number.



Monday

Tuesday

Wednesday

Thursday

Friday

Saturday

Sunday

1

2

3

4

5

6

7

8

9

10

11

12

13

14

15

16

17

18

19

20

21

22

23

24

25

26

27

28

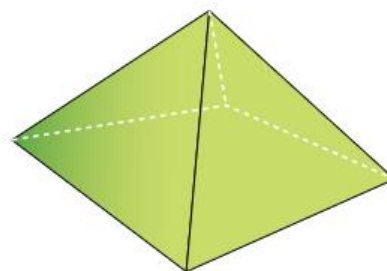
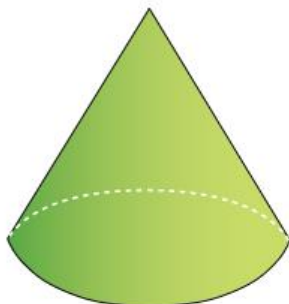
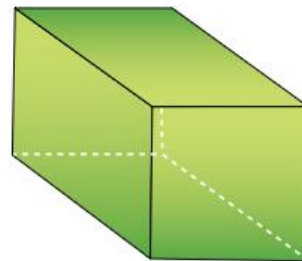
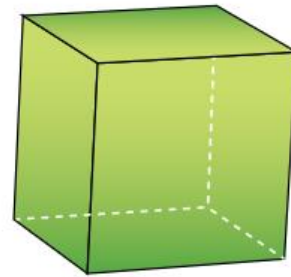
29

30

31



I cut and paste the objects on the matching 3D shapes.



Monday

Tuesday

Wednesday

Thursday

Friday


Saturday

Sunday


- 1
- 2
- 3
- 4
- 5
- 6
- 7
- 8
- 9
- 10
- 11
- 12
- 13
- 14
- 15
- 16
- 17
- 18
- 19
- 20
- 21
- 22
- 23
- 24
- 25
- 26
- 27
- 28
- 29
- 30
- 31




I draw butterflies to show the number.



I color the snails that hold number 9.



I trace and write.



Monday

Tuesday

Wednesday

Thursday

Friday

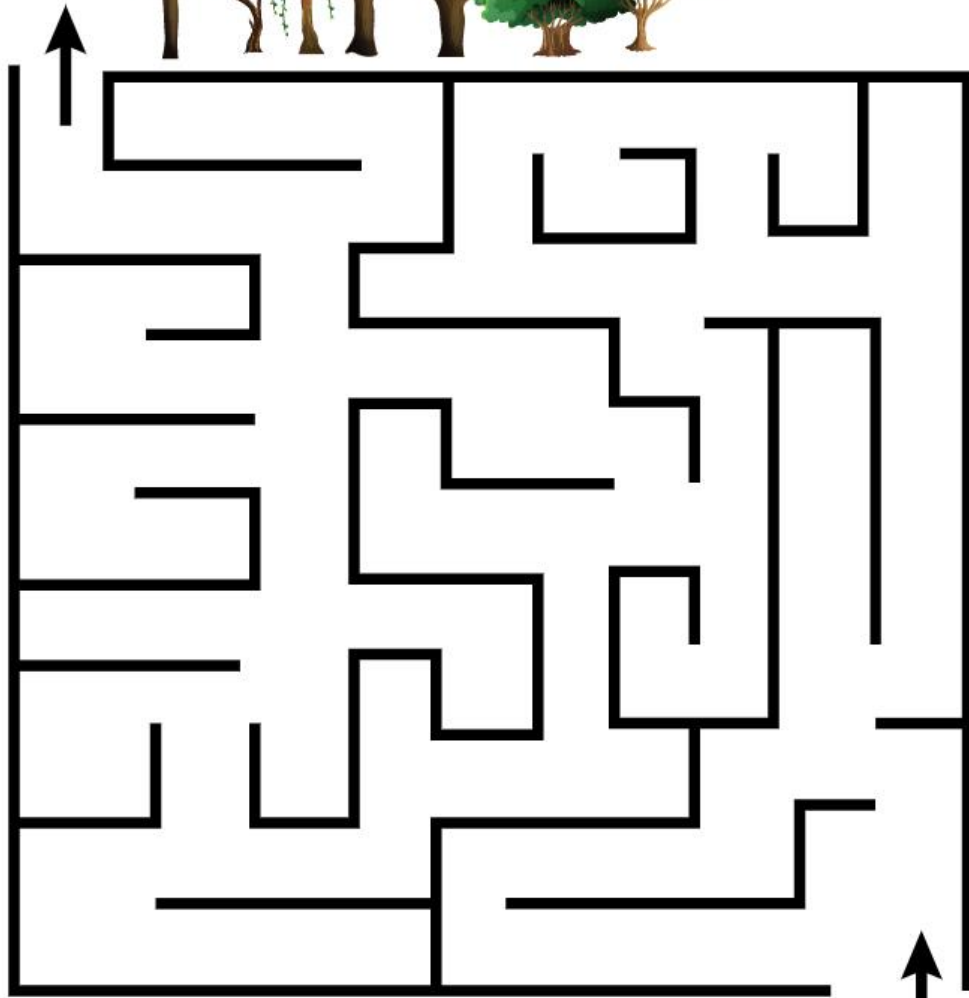
Saturday

Sunday

- 1
- 2
- 3
- 4
- 5
- 6
- 7
- 8
- 9
- 10
- 11
- 12
- 13
- 14
- 15
- 16
- 17
- 18
- 19
- 20
- 21
- 22
- 23
- 24
- 25
- 26
- 27
- 28
- 29
- 30
- 31



I help the hedgehog find its way to the forest.



Monday

Tuesday

Wednesday

Thursday

Friday

Saturday

Sunday

- 1
- 2
- 3
- 4
- 5
- 6
- 7
- 8
- 9
- 10
- 11
- 12
- 13
- 14
- 15
- 16
- 17
- 18
- 19
- 20
- 21
- 22
- 23
- 24
- 25
- 26
- 27
- 28
- 29
- 30
- 31



I color the clown's first half using the same colors for symmetrical parts.



Monday

Tuesday

Wednesday

Thursday

Friday




Saturday

Sunday

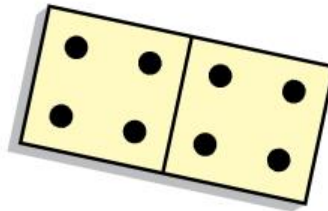

- 1
- 2
- 3
- 4
- 5
- 6
- 7
- 8
- 9
- 10
- 11
- 12
- 13
- 14
- 15
- 16
- 17
- 18
- 19
- 20
- 21
- 22
- 23
- 24
- 25
- 26
- 27
- 28
- 29
- 30
- 31



I draw lines to link objects, dominos and fingers to the corresponding numbers.



5



7



8



Monday

Tuesday

Wednesday

Thursday

Friday


Saturday

Sunday

- 1
- 2
- 3
- 4
- 5
- 6
- 7
- 8
- 9
- 10
- 11
- 12
- 13
- 14
- 15
- 16
- 17
- 18
- 19
- 20
- 21
- 22
- 23
- 24
- 25
- 26
- 27
- 28
- 29
- 30
- 31

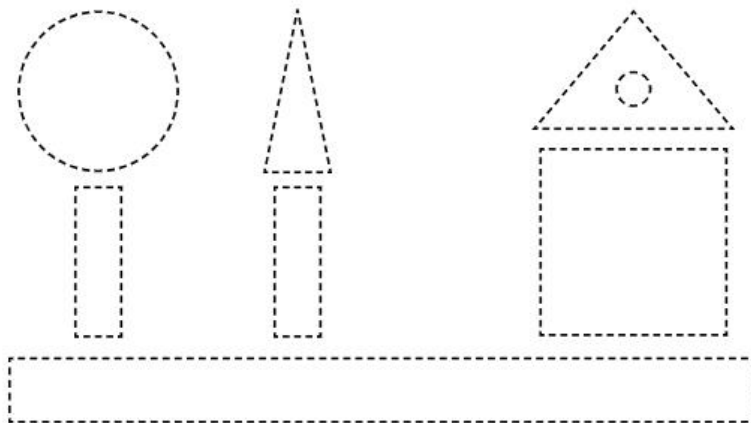


I look at this hippo. I complete the second half of its face symmetrically.



I trace the border of the shapes using the color code.

Square	Rectangle	Circle	Triangle



Monday

Tuesday

Wednesday

Thursday

Friday

Saturday

Sunday

1

2

3

4

5

6

7

8

9

10

11

12

13

14

15

16

17

18

19

20

21

22

23

24

25

26

27

28

29

30

31


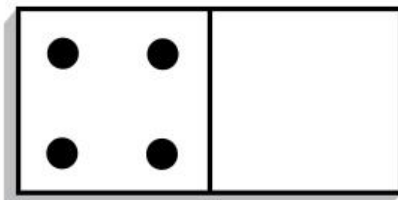


I cross out what is extra.


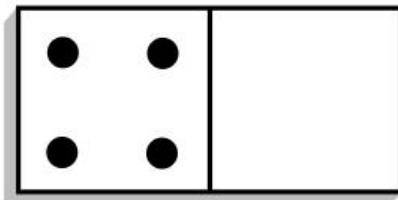
6	
8	
7	
9	



Each domino should make 8. I complete them.



Each domino should make 9. I complete them.



Monday

Tuesday

Wednesday

Thursday

Friday

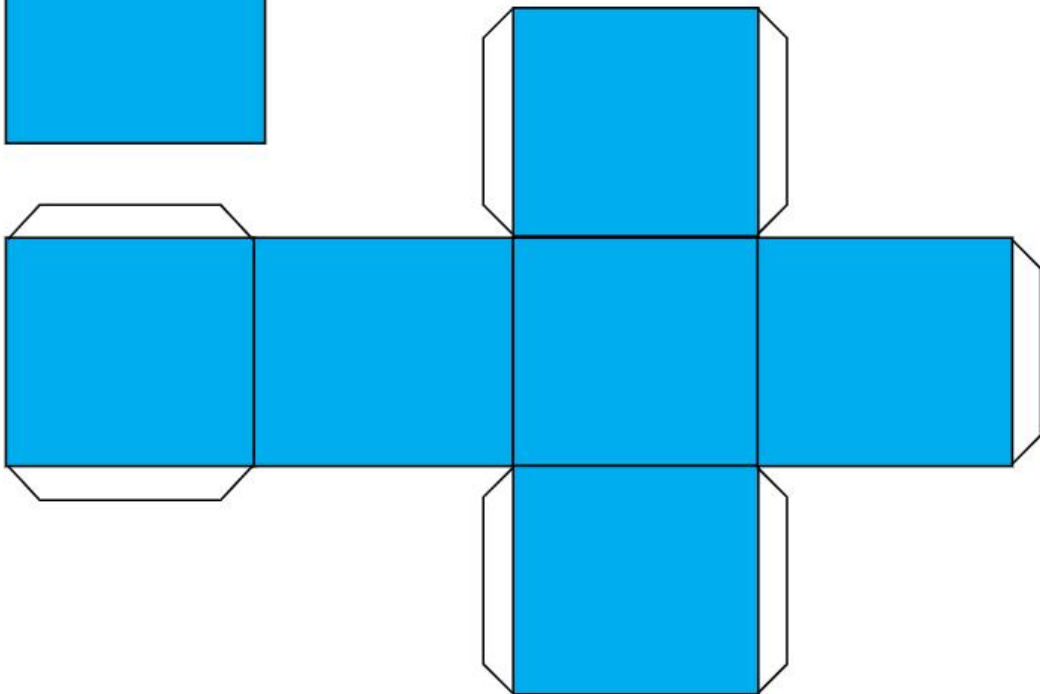
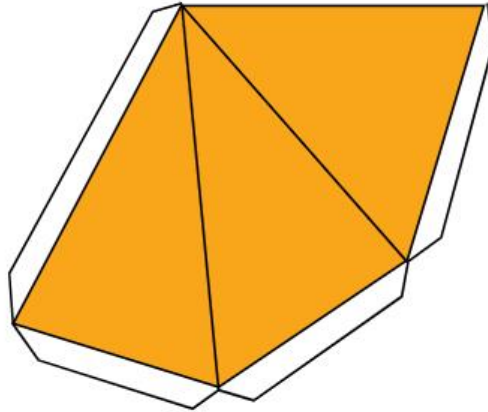

Saturday

Sunday

- 1
- 2
- 3
- 4
- 5
- 6
- 7
- 8
- 9
- 10
- 11
- 12
- 13
- 14
- 15
- 16
- 17
- 18
- 19
- 20
- 21
- 22
- 23
- 24
- 25
- 26
- 27
- 28
- 29
- 30
- 31



I cut out the shapes and fold them to form 3D objects.



Monday	Tuesday	Wednesday	Thursday	Friday	Saturday	Sunday
--------	---------	-----------	----------	--------	----------	--------

1
2
3
4
5
6
7
8
9
10
11
12
13
14
15
16
17
18
19
20
21
22
23
24
25
26
27
28
29
30
31



I write the number of the days in chronological order.

Monday	
--------	--

Wednesday	
-----------	--

Sunday	
--------	--

Thursday	
----------	--

Saturday	
----------	--

Tuesday	
---------	--

Friday	
--------	--



I read and color:

Yesterday in **green**

Today in **blue**

Tomorrow in **red**

Monday	Tuesday	Wednesday	Thursday	Friday	Saturday	Sunday
--------	---------	-----------	----------	--------	----------	--------

Monday

Tuesday

Wednesday

Thursday

Friday

Saturday

Sunday

1

2

3

4

5

6

7

8

9

10

11

12

13

14

15

16

17

18

19

20

21

22

23

24

25

26

27

28

29

30

31



I write the number of the fingers I do not see.











I cross out what is extra and draw what is missing.

3	
7	
4	
8	
9	

Monday

Tuesday

Wednesday

Thursday

Friday

Saturday

Sunday

1
2
3
4
5
6
7
8
9
10
11
12
13
14
15
16
17
18
19
20
21
22
23
24
25
26
27
28
29
30
31



I link each picture to its time of the day.

Morning •



Noon •



Evening •



I number the activities in chronological order.



- I circle in **blue** the activity that happens in the morning.
- I circle in **red** the activity that happens at noon.
- I circle in **green** the activity that happens in the evening.



Monday

Tuesday

Wednesday

Thursday

Friday



Saturday

Sunday


- 1
- 2
- 3
- 4
- 5
- 6
- 7
- 8
- 9
- 10
- 11
- 12
- 13
- 14
- 15
- 16
- 17
- 18
- 19
- 20
- 21
- 22
- 23
- 24
- 25
- 26
- 27
- 28
- 29
- 30
- 31



I draw lines to link objects, dominos and fingers to the corresponding numbers.


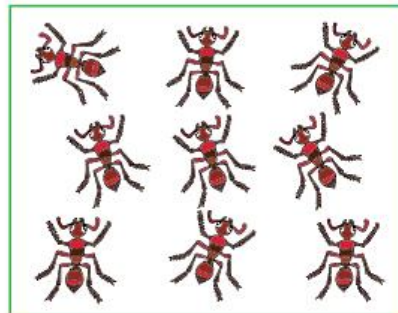


9



3

6



Monday

Tuesday

Wednesday

Thursday

Friday

Saturday

Sunday

- 1
- 2
- 3
- 4
- 5
- 6
- 7
- 8
- 9
- 10
- 11
- 12
- 13
- 14
- 15
- 16
- 17
- 18
- 19
- 20
- 21
- 22
- 23
- 24
- 25
- 26
- 27
- 28
- 29
- 30
- 31



Draw Ramzi's path to the bakery following the order of numbers.



Monday

Tuesday

Wednesday

Thursday

Friday

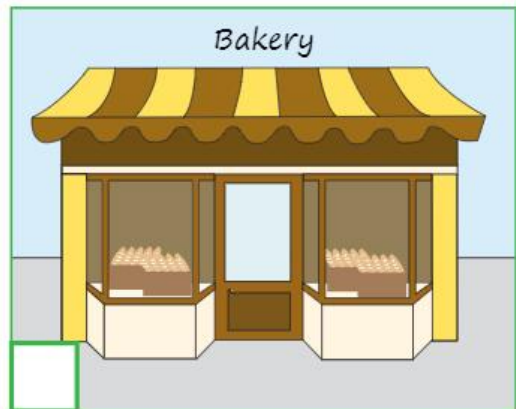


Saturday

Sunday




























- 1
- 2
- 3
- 4
- 5
- 6
- 7
- 8
- 9
- 10
- 11
- 12
- 13
- 14
- 15
- 16
- 17
- 18
- 19
- 20
- 21
- 22
- 23
- 24
- 25
- 26
- 27
- 28
- 29
- 30
- 31



Number the pictures in order to show what Ramzi does at the bakery.



Monday	Tuesday	Wednesday	Thursday	Friday	Saturday	Sunday
--------	---------	-----------	----------	--------	----------	--------

1	Monday	Tuesday	Wednesday	Thursday	Friday	Saturday	Sunday
2							
3							
4							
5							
6							
7							
8							
9							
10							
11							
12							
13							

14
15
16
17
18
19
20
21
22
23
24
25
26
27
28
29
30
31



Write what day they found 4 eggs.


It's




Draw 6 apples the day before Sunday.



The day after Thursday they need 7 bottles of milk. Cross out the extra ones.





Project 4



Monday

Tuesday

Wednesday

Thursday

Friday

Saturday

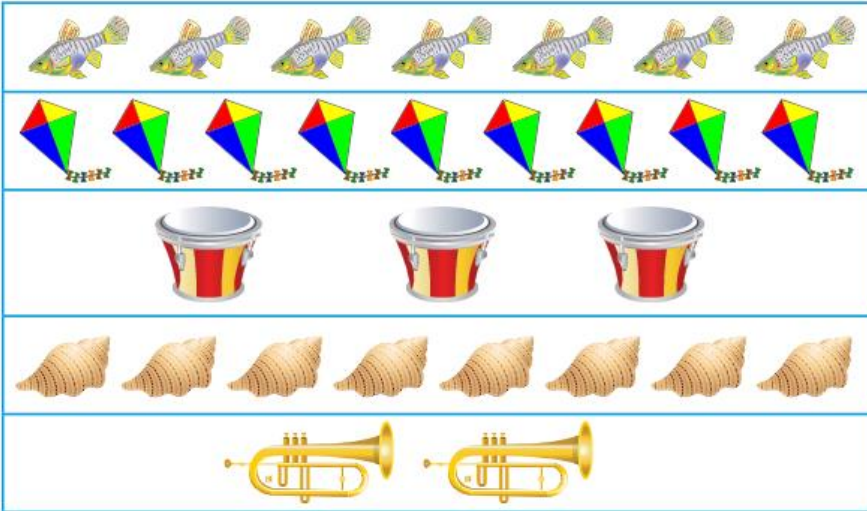
Sunday

1
2
3
4



I count and circle the right number.

5
6
7
8
9
10
11
12
13
14
15

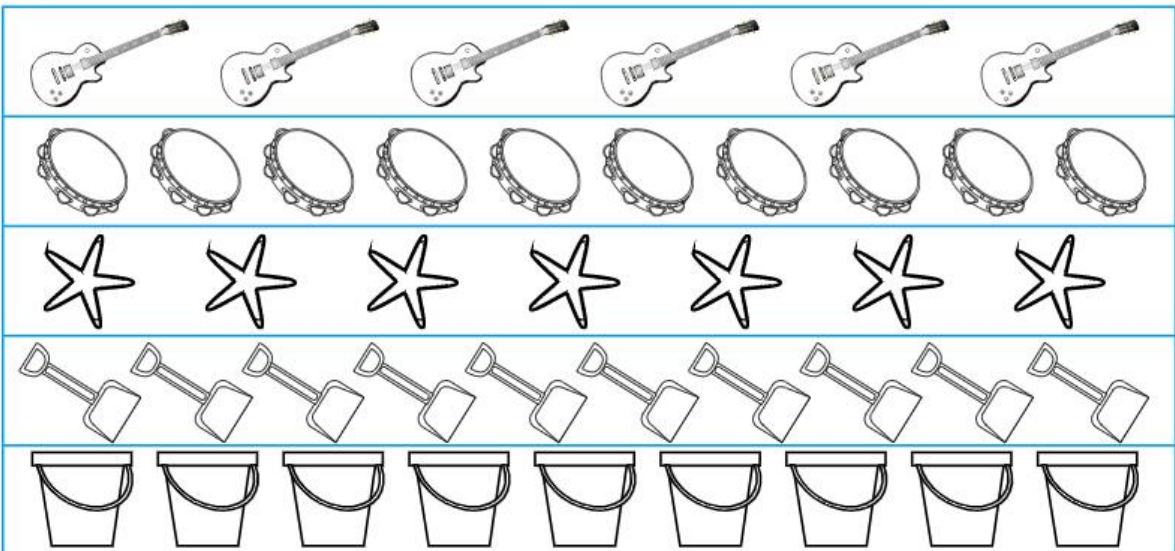


5 7 4 8
6 3 9 5
7 4 9 3
6 3 7 8
5 2 6 8

16
17
18
19
20
21
22
23
24
25
26
27
28
29
30
31



I count and color groups of 10 elements.



Monday

Tuesday

Wednesday

Thursday

Friday

Saturday

Sunday

1

2

3

4

5

6

7

8

9

10

11

12

13

14

15

16

17

18

19

20

21

22

23

24

25

26

27

28

29

30

31



I cut and paste the red strips to make the roof of the house.



I number the flutes from 1 to 5, from the longest to the shortest.



Monday

Tuesday

Wednesday

Thursday

Friday

Saturday

Sunday

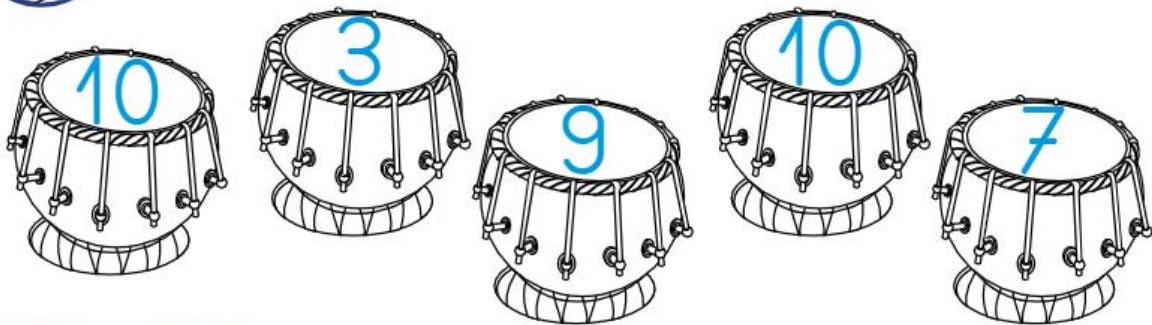
1
2
3
4
5
6
7
8
9
10
11
12
13
14
15
16
17
18
19
20
21
22
23
24
25
26
27
28
29
30
31



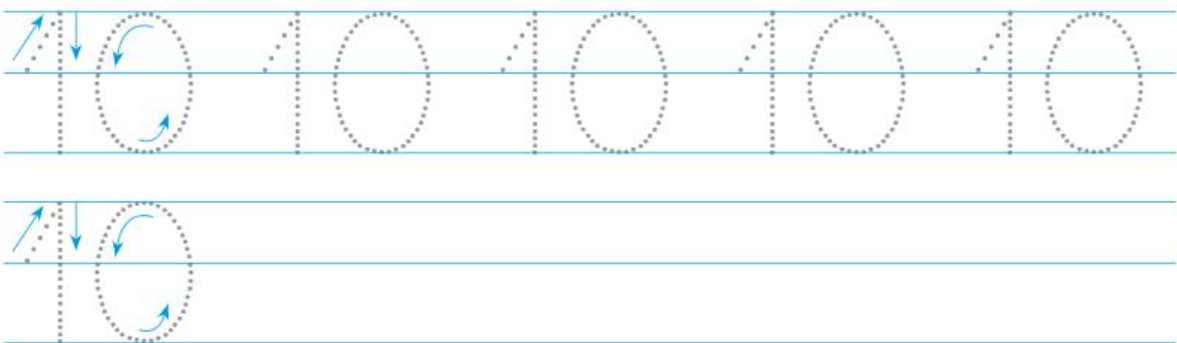
I draw balls to show the number.



I color the drums that hold number 10.



I trace and write.



Monday

Tuesday

Wednesday

Thursday

Friday

Saturday

Sunday

1

2

3

4

5

6

7

8

9

10

11

12

13

14

15

16

17

18

19

20

21

22

23

24

25

26

27

28


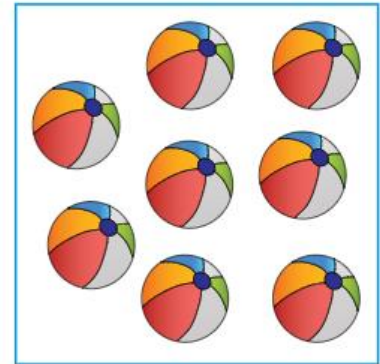

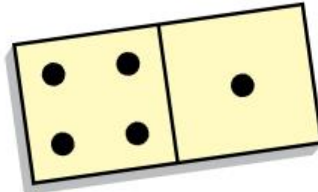

29

30


31



I draw lines to link objects, dominos and fingers to the corresponding numbers.



8

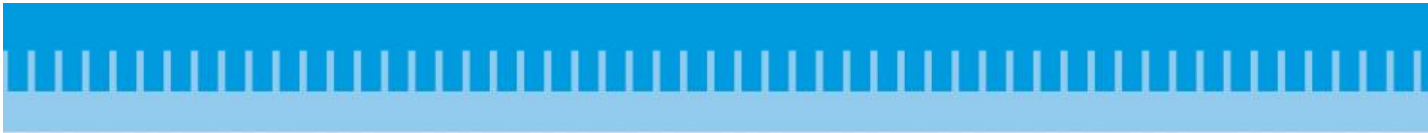


10



5



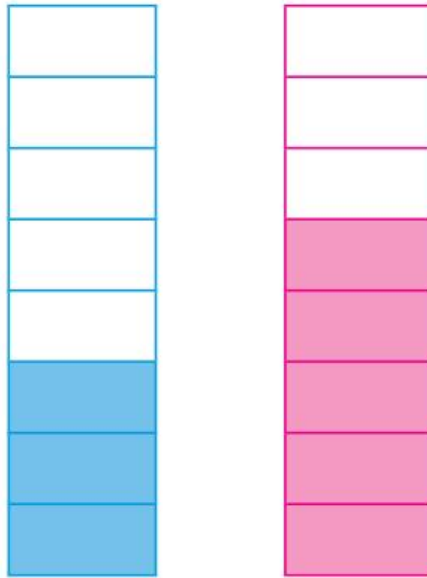


Monday Tuesday Wednesday Thursday Friday Saturday Sunday


- 1
- 2
- 3
- 4
- 5
- 6
- 7
- 8
- 9
- 10
- 11
- 12
- 13
- 14
- 15
- 16
- 17
- 18
- 19
- 20
- 21
- 22
- 23
- 24
- 25
- 26
- 27
- 28
- 29
- 30
- 31



I color to make the blue strip taller than the pink one.



I number the coloring pencils from 1 to 5, from the shortest to the tallest.



Monday

Tuesday

Wednesday

Thursday

Friday

Saturday

Sunday

1



I count one by one and write the missing numbers.

2

3

4

5

6

7

8

9

10

11

12

13

14

15

16

17

18

19

20

21

22

23

24

25

26

27

28

29

30

31

1	2		4		7		10
---	---	--	---	--	---	--	----

1		3		6		9	
---	--	---	--	---	--	---	--



I count down starting from 10, and write the missing numbers.

10	9						
----	---	--	--	--	--	--	--



I count two by two and write the missing numbers.

2	4		8	
---	---	--	---	--

1	3	5		
---	---	---	--	--



I draw as many buckets as children.



Monday

Tuesday

Wednesday

Thursday

Friday

Saturday

Sunday

1

2

3

4

5

6

7

8

9

10

11

12

13

14

15

16

17

18

19

20

21

22

23

24

25

26

27

28

29

30


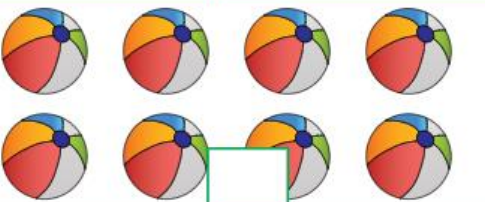


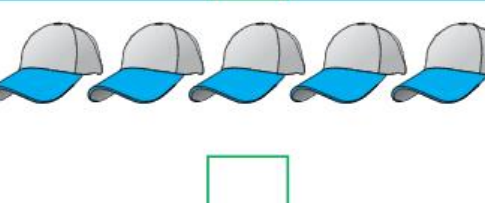
31



I count and write the number of objects.



I draw and write the number of missing elements to make groups of 10.

		10
		10
		10
		10
		10

Monday

Tuesday

Wednesday

Thursday

Friday

Saturday

Sunday

1

2

3

4

5

6

7

8

9

10

11

12

13

14

15

16

17

18

19

20

21

22

23

24

25

26

27

28

29


30

31



1 circle in each group:

The *first* in red, the *second* in blue and the *third* in green.



1 cut and paste the pictures in order of which happens *first*, *second*, and *third*.



First



Second



Third

Monday

Tuesday

Wednesday

Thursday

Friday

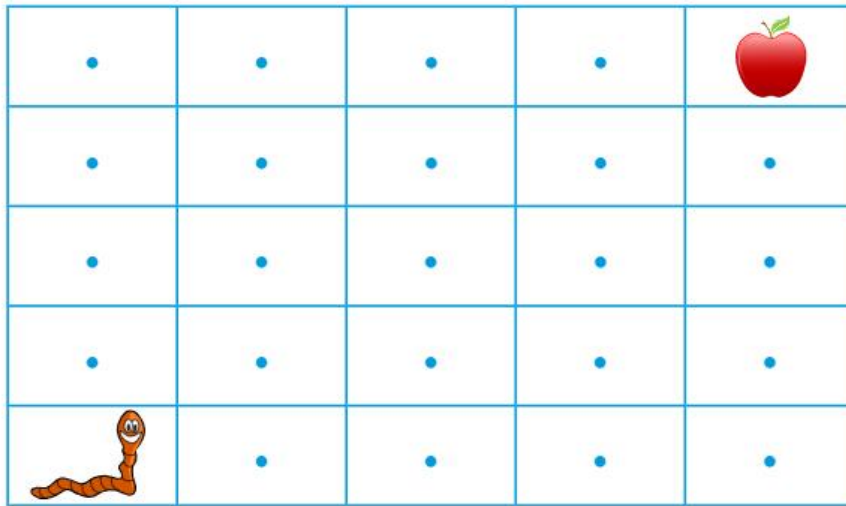
Saturday

Sunday

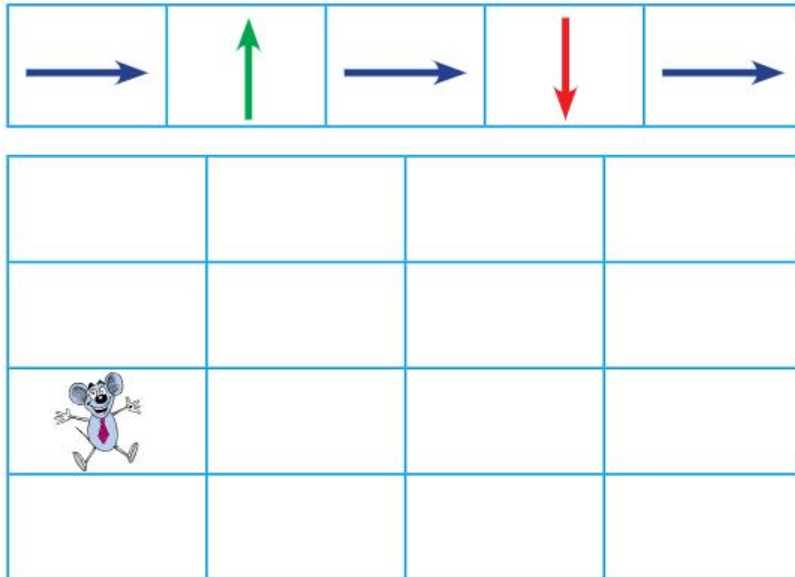
- 1
- 2
- 3
- 4
- 5
- 6
- 7
- 8
- 9
- 10
- 11
- 12
- 13
- 14
- 15
- 16
- 17
- 18
- 19
- 20
- 21
- 22
- 23
- 24
- 25
- 26
- 27
- 28
- 29
- 30
- 31



I help the worm reach the apple. I draw 3 different paths using 3 different colors.



I trace the mouse's path. I color in red where it arrives.



Monday

Tuesday

Wednesday

Thursday

Friday

Saturday

Sunday

1
2
3
4



I count and make groups of 10.
I write the number of extra elements.

5
6
7
8
9
10
11
12
13
14
15
16

17
18
19
20



I color 10 guitars in blue and 8 trumpets in red.

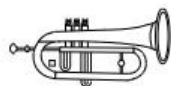
21
22
23
24
25
26

--

27
28
29
30
31



I write the numbers of extra:



Monday

Tuesday

Wednesday

Thursday

Friday

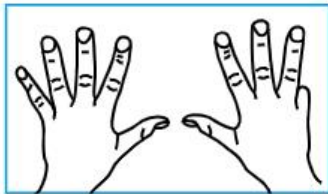
Saturday

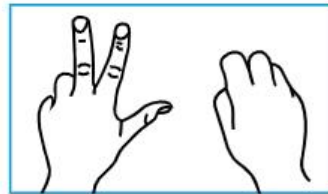
Sunday

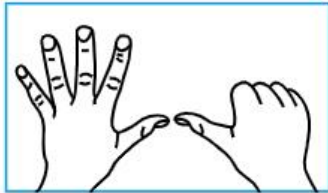
- 1
- 2
- 3
- 4
- 5
- 6
- 7
- 8
- 9
- 10
- 11
- 12
- 13
- 14
- 15
- 16
- 17
- 18
- 19
- 20
- 21
- 22
- 23
- 24
- 25
- 26
- 27
- 28
- 29
- 30
- 31

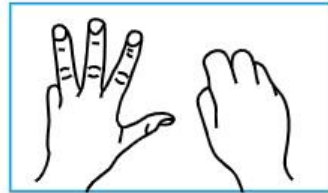


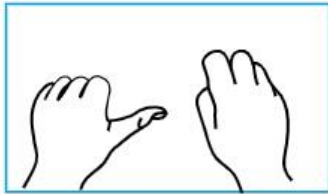
I write the number of the fingers I do not see.
















I color in red the arrival boxes.



1	2	3	4	5	6	7	8	9	10
---	---	---	---	---	---	---	---	---	----



1	2	3	4	5	6	7	8	9	10
---	---	---	---	---	---	---	---	---	----



1	2	3	4	5	6	7	8	9	10
---	---	---	---	---	---	---	---	---	----

Monday Tuesday Wednesday Thursday Friday Saturday Sunday

1
2
3
4
5
6
7
8
9
10
11
12
13
14
15
16
17
18
19
20
21
22
23
24
25
26
27
28
29
30
31

COLUMN



ROW



I observe and write accordingly.

		A	B	C
1			😊	😊
2	😊			
3			😊	

😊 (2,)

😊 (1,)

😊 (...., B)

		A	B	C	D
1	○				
2		◇			
3					□
4				△	

○ (....,)

◇ (....,)

□ (....,)

△ (....,)

Monday

Tuesday

Wednesday

Thursday

Friday

Saturday

Sunday

1

2

3

4

5

6

7

8

9

10

11

12

13

14

15

16

17

18

19

20

21

22

23

24

25

26

27

28

29

30

31



I add and write the total.



$$3 + 5 \rightarrow \square$$



$$4 + 2 \rightarrow \square$$



$$2 + 7 \rightarrow \square$$



$$8 + 2 \rightarrow \square$$



I count and write the numbers. I add and write the total.




$$\underline{\quad} + \underline{\quad} = \square$$



$$\underline{\quad} + \underline{\quad} = \square$$



$$\underline{\quad} + \underline{\quad} = \square$$



$$\underline{\quad} + \underline{\quad} = \square$$

Monday

Tuesday

Wednesday

Thursday

Friday







Saturday

Sunday

1
2
3
4
5
6
7
8
9
10
11
12
13
14
15
16
17
18
19
20
21
22
23
24
25
26
27
28
29
30
31





I cut and paste to make the correct sum of fish.



I complete the table.

	2	4
1		
3		

	3	5
3		
2		

Monday

Tuesday

Wednesday

Thursday

Friday

Saturday

Sunday

- 1
- 2
- 3
- 4
- 5
- 6
- 7
- 8
- 9
- 10
- 11
- 12
- 13
- 14
- 15
- 16
- 17
- 18
- 19
- 20
- 21
- 22
- 23
- 24
- 25
- 26
- 27
- 28
- 29
- 30
- 31



I cut and paste the pictures in the right order.



Monday

Tuesday

Wednesday

Thursday

Friday

Saturday

Sunday

1

2

3

4

5

6

7

8

9

10

11

12

13

14

15

16

17

18

19

20

21

22

23

24

25

26

27

28



29



30



31



I write the numbers. I draw the remaining candies.

 <input type="text"/>	 <input type="text"/>	<input type="text"/>
---	---	----------------------

 <input type="text"/>	 <input type="text"/>	<input type="text"/>
--	--	----------------------

 <input type="text"/>	 <input type="text"/>	<input type="text"/>
---	--	----------------------

Monday

Tuesday

Wednesday

Thursday

Friday

Saturday

Sunday

1

2

3

4

5

6

7

8

9

10

11

12

13

14

15

16

17

18

19

20

21

22

23

24

25

26

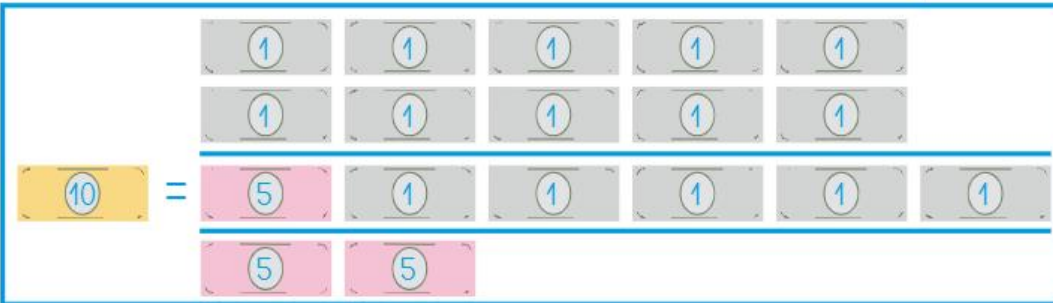
27

28

29

30

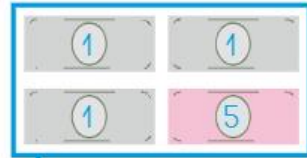
31



I count and write.



Jane



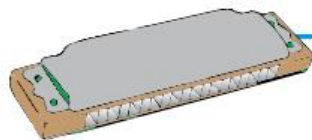
Simon



Thomas



Who can buy this harmonica?
I circle his name.



8

Monday

Tuesday

Wednesday

Thursday

Friday

Saturday

Sunday

1

2

3

4

5

6

7

8

9

10

11

12

13

14

15

16

17

18

19

20

21

22

23

24

25

26

27

28

29

30


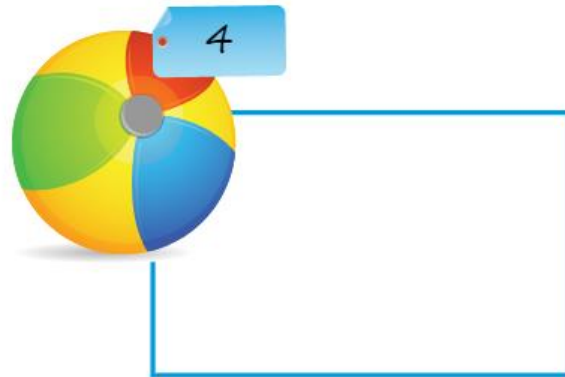
31



I draw the 1 and 5 notes to have the indicated sum.



I draw the missing notes.



Monday

Tuesday

Wednesday

Thursday

Friday

Saturday

Sunday

1
2
3
4
5
6
7
8
9
10
11
12
13
14
15
16
17
18
19
20
21
22
23
24
25
26
27
28
29
30
31

I draw the shapes in the correct places.

	A	B	C	D
1				
2				
3				
4				

○ (1, B)

△ (2, D)

□ (4, C)

◇ (3, A)



I complete the table with the sum of the numbers.

	2	4
6		
5		

	3	4
4		
5		

Monday

Tuesday

Wednesday

Thursday

Friday

Saturday

Sunday

1

2

3

4

5

6

7

8

9

10

11

12

13

14

15

16

17

18

19

20

21

22

23

24

25

26

27

28



29

30

31



I cut and paste the numbers cards to put the pictures in order.



Monday

Tuesday

Wednesday

Thursday

Friday

Saturday

Sunday

1
2
3



Write the total number of juice bottles Mona needs to buy.

4
5
6
7

Orange juice	Apple juice	Strawberry juice
3	2	5

8
9

Mona needs to buy bottles of juice.

10
11



Write how much money she still needs.

12
13
14

15
16

17
18

19
20

21
22

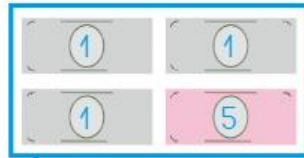
23
24

25
26

27
28

29
30

31



Mona



29

Mona still needs

30
31

Monday Tuesday Wednesday Thursday Friday Saturday Sunday

1
2
3
4
5
6
7
8
9
10
11
12
13
14
15
16
17
18
19
20
21
22
23
24
25
26
27
28
29
30
31



Color the correct face.



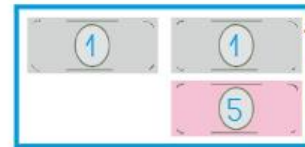

Rudy

He can buy stickers. 😊

He can't buy stickers. ☹️



Circle the notebook Tina can buy.



Tina




Rudy buys this pen. Write how much extra money he has.




Rudy

Extra Money







Page 111




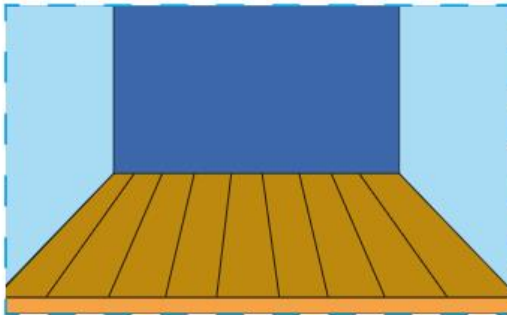
Page 105




Page 99











1st First

2nd Second

3rd Third

4th Fourth

5th Fifth

6th Sixth

