

Schools of the Educational Education Authority in Lebanon

The third kindergarten

science book



# SCIENCE KIDS



KG3

My Name: .....

My class: .....

My section: .....

# Lessons:

1. My family
2. My School
3. The seasons (Fall)
4. My home
5. My body parts
6. My five senses
7. Ways of taking care of my body
8. The seasons (Winter)
9. Vegetables & Fruits
10. Healthy & Unhealthy food
11. Domestic Animals
12. Wild Animals
13. The seasons (Spring)
14. The seasons (Summer)



# Lesson 1: My family





**Mother**



**Father**



**Sister**

**Brother**

**Baby**



1. Match:

Baby

Father

Mother



2. Let's Color:





# Lesson 2: My school



## Parts of my school:



**Classroom**



**Teacher office**



**Bathroom**



**Playground**

In the classroom , I can see a \_\_\_\_\_ :



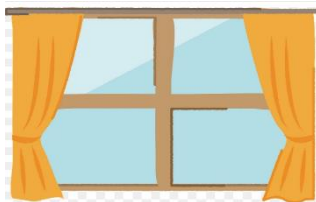
**Table**



**Chair**



**Board**



**Window**



**Door**

---

The student needs :



**Pencil**



**Eraser**



**Sharpener**



**Ruler**



**Bag**

Who is this ?



**This is a student**



**This is a teacher**



**This is a manager**



## Exercises:

### 1) Circle the classroom:



### 2) Match:



# Lesson 3 : The Seasons



# FALL

Fall



The leaves fall down on the ground.

The leaves are yellow, brown and orange.




Color the Fall season ۞ :

# Lesson 4 : My Home





# Rooms in the house




Bathroom



Bedroom



Kitchen



Living room



In the kitchen, I can see a:



Fork



Spoon



Knife

In the bathroom, I can see a :



Towel



Soap



Sink

In the living room , I can see a:



Table



Sofa



Television

In the bedroom, I can see a :



Closet



Mirror



Bed

**1-Circle the bedroom:**



**2-Match:**



Living room



Bathroom



# Lesson 5: My body parts

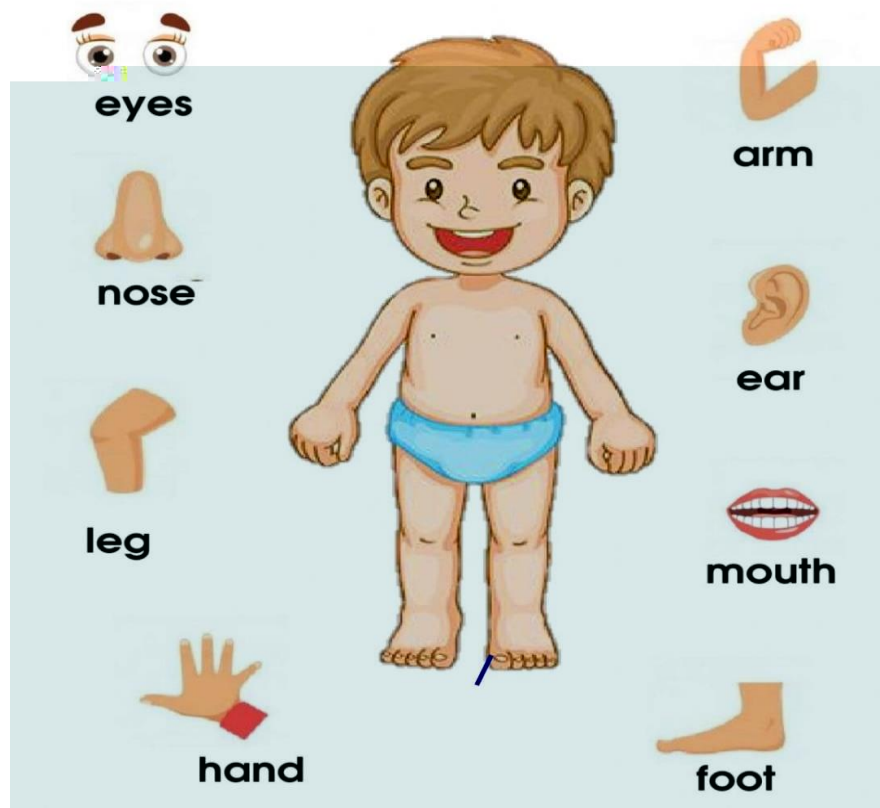


What are the  
parts of our  
body?




# Body parts

Identify and match the body parts



2-Color:



# Lesson 6: My five senses



What are our  
five senses?







1: See



2: Smell



3: Hear



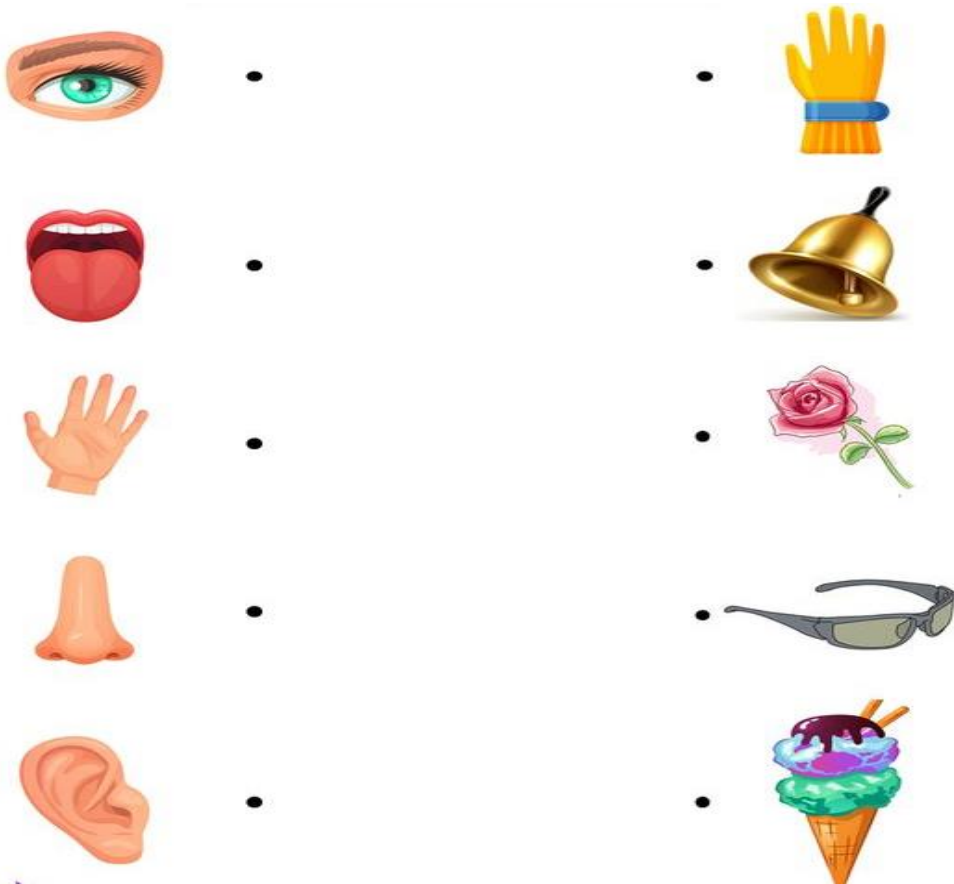
Tongue

4: Taste




5: Touch

**Match each part to its sense:**



**Circle each sense with respect to the pictures:**



# Lesson 7: Ways of Taking care of my Body



Look at the pictures. Put a Tick / to the pictures that show proper caring of the body.


☐

☐

☐

☐

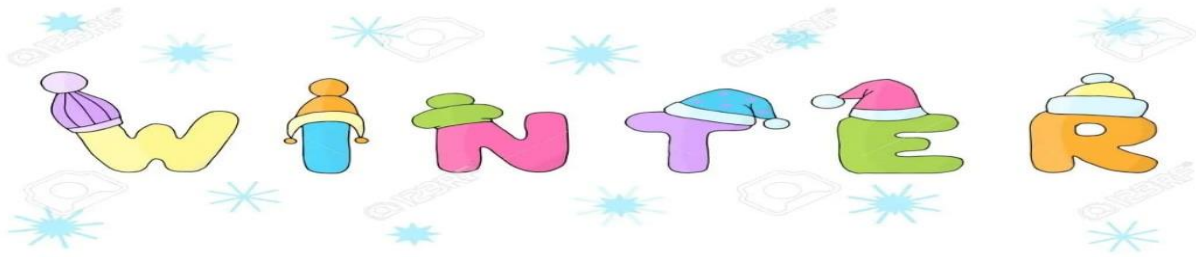
☐

☐

A. Match each child with the activity that is good for him or her.  
Draw a line to connect them.







## In The Winter :

The weather is rainy and cold




I wear thick clothes



I drink hot drinks



### • Winter clothes:



### In the Winter I use :



Umbrella



Heater




# Lesson 9: Vegetables & Fruits

## vegetables



Lemon



Tomato



Potato



Cucumber



Onion


## Fruits



Banana



Apple



Watermelon



Orange






Strawberry

Put the fruits and vegetables in the appropriate basket:



Color the fruits only :



# Lesson 10 : Healthy And Unhealthy Food



HEALTHY FOOD


UNHEALTHY FOOD



Circle the healthy and not healthy food in the following pictures:



Cross out the unhealthy food. Color the healthy food:





# Lesson 11: Domestic animals



**Cat**



**Dog**



**Bird**



**Turtle**



**Rabbit**



**Chicken**



**Cow**

The domestic animals live in :



**Home**



**Farm**



# Lesson 12: Wild animals



Lion



Elephant



Tiger



Deer



Fox



Kangaroo

The wild animals live in :





Forest

Match the animals that live in the farm:



Color the Wild animals on



# Spring

In the spring season:



The weather is warm.



The flowers bloom.



I do a picnic.

**Color the spring season:**



**2-Circle the correct answer:**

- In the spring, the weather is



Warm



Cold

- In the spring, I do :



Skiing



A picnic



# SUMMER

Summer



The weather is sunny and hot.

I wear thin clothes.

I swim in the sea.

Color the Summer season ☺ :

